

City of Casper, Wyoming
All Funds Budget Comparison
For Fiscal Year 2023 as of November 30, 2022
41.67 % OF THE FISCAL YEAR HAS ELAPSED

Fund	REVENUES		EXPENDITURES		Anticipated Year-End Net Income (Shortfall)
	Revised Budget	Year To Date	Revised Budget	Year To Date	
General Fund	\$ 51,941,377	\$ 17,503,119	\$ 58,211,171	\$ 27,136,126	\$ (6,269,794)
Opportunities Fund	99,132	31,500	1,189,512	1,689	(1,090,380)
Perpetual Care Fund	340,669	135,691	330,736	123,750	9,933
Debt Service Fund	5,065,260	4,986,227	489,618	350	4,575,642
Metro Animal Fund	1,476,303	487,231	1,647,955	474,903	(171,652)
River Fund	7,314,053	632,866	7,278,550	9,431	35,503
CARES Act Funding			74,250	72,070	(74,250)
Weed & Pest Fund	802,897	47,666	725,615	149,992	77,282
Special Fire Assistance Fund	461,072	8,558	461,073	10,198	(1)
Revolving Land Fund	1,730,849	3,048	690,295	8,986	1,040,554
Police Grants Fund	222,509	127,408	222,509	86,021	-
Public Transit Fund	4,285,879	821,343	4,403,441	1,057,915	(117,562)
Metropolitan Planning	1,549,960	135,313	1,561,668	280,675	(11,708)
Public Safety Communications	2,933,431	1,306,324	3,098,591	1,188,114	(165,160)
Redevelopment Loan Fund	63,157	59,892	63,157	59,892	-
Capital Projects Fund	25,321,490	5,277,566	43,708,188	5,387,034	(18,386,698)
Water Distribution Fund	15,285,221	8,506,223	21,411,722	7,315,687	(6,126,501)
Water Treatment Plant Ops Fund	3,830,789	1,881,724	3,830,789	1,889,039	-
Sewer Fund	6,942,876	2,891,572	10,128,845	2,771,154	(3,185,969)
Wastewater Treatment Plant	14,673,016	2,782,933	17,379,204	5,140,456	(2,706,188)
Refuse Collection Fund	10,056,082	3,630,967	11,060,767	3,841,221	(1,004,685)
Balefill Fund	8,760,010	2,963,486	17,162,184	5,058,701	(8,402,174)
Aquatics Fund	1,224,376	608,681	1,224,376	517,075	-
Golf Course Fund	958,000	562,095	1,072,314	444,752	(114,314)
Ice Arena Fund	595,453	252,820	595,453	238,038	-
Recreation Center Fund	1,217,324	581,046	1,217,324	509,319	-
Hogadon Fund	1,015,949	294,937	1,030,949	329,174	(15,000)
Ford Wyoming Center Fund	1,069,384	412,499	1,134,354	472,850	(64,970)
Parking Fund	16,977	5,113	50,587	16,713	(33,610)
Fleet Maintenance Fund	3,417,927	1,713,803	3,417,927	1,633,055	-
Buildings and Structures Fund	1,541,399	636,398	1,555,914	598,580	(14,515)
Health Insurance Fund	25,576	14,425	417,324	131,784	(391,748)
Property Insurance Fund	2,612,012	1,039,564	2,366,989	1,911,326	245,023
Total	\$ 176,850,409	\$ 60,342,038	\$ 219,213,351	\$ 68,866,072	\$ (42,362,942)

City of Casper, Wyoming
All Funds Statement of Revenues
For Fiscal Year 2023 as of November 30, 2022
41.67 % OF THE FISCAL YEAR HAS ELAPSED

Fund	Adopted Budget	Changes and Amendments	Revised Budget	Current Year To Date	Current Year % of Budget
General Fund	\$ 51,926,377	\$ 15,000	\$ 51,941,377	\$ 17,503,119	34%
Opportunities Fund	99,132	-	99,132	31,500	32%
Perpetual Care Fund	340,669	-	340,669	135,691	40%
Debt Service Fund	108,788	4,956,472	5,065,260	4,986,227	98%
Metro Animal Fund	1,476,303	-	1,476,303	487,231	33%
River Fund	6,977,762	336,291	7,314,053	632,866	9%
CARES Act Funding	-	-	-	-	-
Weed & Pest Fund	802,897	-	802,897	47,666	6%
Special Fire Assistance Fund	310,911	150,161	461,072	8,558	2%
Revolving Land Fund	1,730,849	-	1,730,849	3,048	0%
Police Grants Fund	222,509	-	222,509	127,408	57%
Public Transit Fund	3,258,798	1,027,081	4,285,879	821,343	19%
Metropolitan Planning	1,439,416	110,544	1,549,960	135,313	9%
Public Safety Communications	2,933,431	-	2,933,431	1,306,324	45%
Redevelopment Loan Fund	63,157	-	63,157	59,892	95%
Capital Projects Fund	23,229,487	2,092,003	25,321,490	5,277,566	21%
Water Distribution Fund	15,285,221	-	15,285,221	8,506,223	56%
Water Treatment Plant Ops Fund	3,830,789	-	3,830,789	1,881,724	49%
Sewer Fund	6,942,876	-	6,942,876	2,891,572	42%
Wastewater Treatment Plant	6,993,641	7,679,375	14,673,016	2,782,933	19%
Refuse Collection Fund	10,056,082	-	10,056,082	3,630,967	36%
Balefill Fund	8,349,686	410,324	8,760,010	2,963,486	34%
Aquatics Fund	1,224,376	-	1,224,376	608,681	50%
Golf Course Fund	958,000	-	958,000	562,095	59%
Ice Arena Fund	595,453	-	595,453	252,820	42%
Recreation Center Fund	1,217,324	-	1,217,324	581,046	48%
Hogadon Fund	1,015,949	-	1,015,949	294,937	29%
Ford Wyoming Center Fund	992,219	77,165	1,069,384	412,499	39%
Parking Fund	16,977	-	16,977	5,113	30%
Fleet Maintenance Fund	3,417,927	-	3,417,927	1,713,803	50%
Buildings and Structures Fund	1,541,399	-	1,541,399	636,398	41%
Health Insurance Fund	25,576	-	25,576	14,425	56%
Property Insurance Fund	2,612,012	-	2,612,012	1,039,564	40%
Total	\$ 159,995,993	\$ 16,854,416	\$ 176,850,409	\$ 60,342,038	34%

City of Casper, Wyoming
All Funds Statement of Expenditures
For Fiscal Year 2023 as of November 30, 2022
41.67 % OF THE FISCAL YEAR HAS ELAPSED

Fund	Adopted Budget	Carry-over Encumbrances and Amendments	Current Year Budget	Current Year To Date	Current Year % of Budget
General Fund	\$ 51,926,377	\$ 6,284,794	\$ 58,211,171	\$ 27,136,126	47%
Opportunities Fund	1,189,512	-	1,189,512	1,689	0%
Perpetual Care Fund	330,736	-	330,736	123,750	37%
Debt Service Fund	124,912	364,706	489,618	350	0%
Metro Animal Fund	1,647,955	-	1,647,955	474,903	29%
River Fund	6,873,510	405,040	7,278,550	9,431	0%
CARES Act Funding	-	74,250	74,250	72,070	97%
Weed & Pest Fund	725,615	-	725,615	149,992	21%
Special Fire Assistance Fund	310,911	150,162	461,073	10,198	2%
Revolving Land Fund	690,150	145	690,295	8,986	1%
Police Grants Fund	222,509	-	222,509	86,021	39%
Public Transit Fund	3,258,798	1,144,643	4,403,441	1,057,915	24%
Metropolitan Planning	1,439,416	122,252	1,561,668	280,675	18%
Public Safety Communications	2,824,562	274,029	3,098,591	1,188,114	38%
Redevelopment Loan Fund	63,157	-	63,157	59,892	95%
Capital Projects Fund	26,625,600	17,082,588	43,708,188	5,387,034	12%
Water Distribution Fund	16,694,218	4,717,504	21,411,722	7,315,687	34%
Water Treatment Plant Ops Fund	3,830,789	-	3,830,789	1,889,039	49%
Sewer Fund	8,044,584	2,084,261	10,128,845	2,771,154	27%
Wastewater Treatment Plant	7,438,806	9,940,398	17,379,204	5,140,456	30%
Refuse Collection Fund	9,720,097	1,340,670	11,060,767	3,841,221	35%
Balefill Fund	8,161,755	9,000,429	17,162,184	5,058,701	29%
Aquatics Fund	1,224,376	-	1,224,376	517,075	42%
Golf Course Fund	1,070,907	1,407	1,072,314	444,752	41%
Ice Arena Fund	595,453	-	595,453	238,038	40%
Recreation Center Fund	1,217,324	-	1,217,324	509,319	42%
Hogadon Fund	1,015,949	15,000	1,030,949	329,174	32%
Ford Wyoming Center Fund	992,219	142,135	1,134,354	472,850	42%
Parking Fund	48,729	1,858	50,587	16,713	33%
Fleet Maintenance Fund	3,417,927	-	3,417,927	1,633,055	48%
Buildings and Structures Fund	1,541,399	14,515	1,555,914	598,580	38%
Health Insurance Fund	417,324	-	417,324	131,784	32%
Property Insurance Fund	2,244,711	122,278	2,366,989	1,911,326	81%
Total	\$ 165,930,287	\$ 53,283,064	\$ 219,213,351	\$ 68,866,072	31%

City of Casper, Wyoming
Summary of Cash, Investments, Other Monetary Assets and Working Capital

For Fiscal Year 2023 as of November 30, 2022

41.67 % OF THE FISCAL YEAR HAS ELAPSED

	Cash and Investments			Working Capital			
	Cash	Investments	Market Adjustments	Total	Current Assets	Current Liabilities	Total
General Fund	\$ 3,447,100	\$ 21,750,785	\$ -	\$ 25,197,886	\$ 1,548,122	\$ (5,696,255)	\$ 21,049,752
Capital Projects Funds							
Opportunities Fund	136,314	6,622,580	-	6,758,894	-	-	6,758,894
Capital Projects Fund	627,931	46,703,948	-	47,331,879	79,591	(761,955)	46,649,515
Trust & Agency Funds							
Perpetual Care Fund	712,493	28,995,855	-	29,708,348	-	-	29,708,348
Metro Animal Fund	431,945	541,450	-	973,395	23,419	(63,757)	933,056
River Fund	1,145,236	100,201	-	1,245,436	-	(223,421)	1,022,016
CARES Act Funding	15,606	12,192,707	-	12,208,313	-	(1,115,446)	11,092,866
Public Safety Communications	527,401	-	-	527,401	392,386	(112,332)	807,455
Health Insurance Fund	60,463	3,347,540	-	3,408,003	-	(55,675)	3,352,329
Debt Service Funds	217,257	5,544,620	-	5,761,877	(12,607)	(116,164)	5,633,106
Special Revenue Funds							
Weed & Pest Fund	168,905	785,020	-	953,925	-	(21,078)	932,847
Special Fire Assistance Fund	19,588	-	-	19,588	-	-	19,588
Revolving Land Fund	109,685	707,446	-	817,130	-	-	817,130
Police Grants Fund	46,739	-	-	46,739	19,642	(6,237)	60,144
Public Transit Fund	(1,786,343)	-	-	(1,786,343)	728,804	(130,187)	(1,187,725)
Metropolitan Planning	33,874	-	-	33,874	153,507	(30,230)	157,151
Redevelopment Loan Fund	100,937	-	-	100,937	4,027	(4,027)	100,937
Utility Enterprise Funds							
Water Distribution Fund	1,605,298	18,242,945	-	19,848,243	1,107,640	(554,291)	20,401,592
Water Treatment Plant Ops Fund	(131,086)	-	-	(131,086)	251,827	(161,538)	(40,796)
Sewer Fund	899,495	6,284,394	-	7,183,889	597,451	(477,971)	7,303,369
Wastewater Treatment Plant	90,286	11,535,099	-	11,625,385	3,235,192	(2,046,867)	12,813,710
Refuse Collection Fund	356,363	3,163,992	-	3,520,354	676,565	(284,824)	3,912,095
Balefill Fund	252,897	11,873,179	-	12,126,076	316,058	(1,565,454)	10,876,680
Parks & Recreation Enterprise Funds							
Aquatics Fund	50,982	-	-	50,982	-	(50,982)	-
Golf Course Fund	647,114	-	-	647,114	35,575	(38,272)	644,418
Ice Arena Fund	(6,257)	-	-	(6,257)	22,633	(16,376)	-
Recreation Center Fund	75,201	-	-	75,201	3,574	(78,775)	-
Hogadon Fund	(25,945)	-	-	(25,945)	57,025	(31,079)	-
Ford Wyoming Center Fund	1,071,207	-	-	1,071,207	15,485	(1,122,820)	(36,127)
Other Enterprise Funds - Parking	1,144	145,193	-	146,336	670	-	147,006
Internal Service Funds							
Fleet Maintenance Fund	513,444	-	-	513,444	105,568	(298,100)	320,913
Buildings and Structures Fund	410,579	-	-	410,579	19,108	(49,400)	380,288
Property Insurance Fund	(592,089)	-	-	(592,089)	27,007	(32,813)	(597,895)
	\$ 11,233,763	\$ 178,536,952	\$ -	\$ 189,770,715	\$ 9,408,269	\$ (15,146,324)	\$ 184,032,660

City of Casper, Wyoming
Summary of Cash and Investments
For Fiscal Year 2023 as of November, 30 2022

Bank Accounts

Petty Cash	\$ 16,337
Petty Cash	2,030
Concentration	7,005,700
Expense Checking	(174,230)
Customer Refund	(523)
Court Bonds	209,360
CEC Show Account	1,047,820
Police Evidence Account	83,537
Firehouse Redevelopment	-
Outgoing EFT	(174,571)
Total Cash	<u>\$ 8,015,459</u>

Investments

General Fund	\$ 21,750,785
Opportunities Fund	6,622,580
Perpetual Care Fund	28,995,855
Debt Service Fund	5,544,620
Metro Animal Fund	541,450
River Fund	100,201
CARES Act Funding	12,192,707
Weed & Pest Fund	785,020
Revolving Land Fund	707,446
Capital Projects Fund	46,703,948
Water Distribution Fund	18,242,945
Sewer Fund	6,284,394
Wastewater Treatment Plant	11,535,099
Refuse Collection Fund	3,163,992
Balefill Fund	11,873,179
Parking Fund	145,193
Health Insurance Fund	3,347,540
Total Investments	<u>\$ 178,536,952</u>

Other Assets

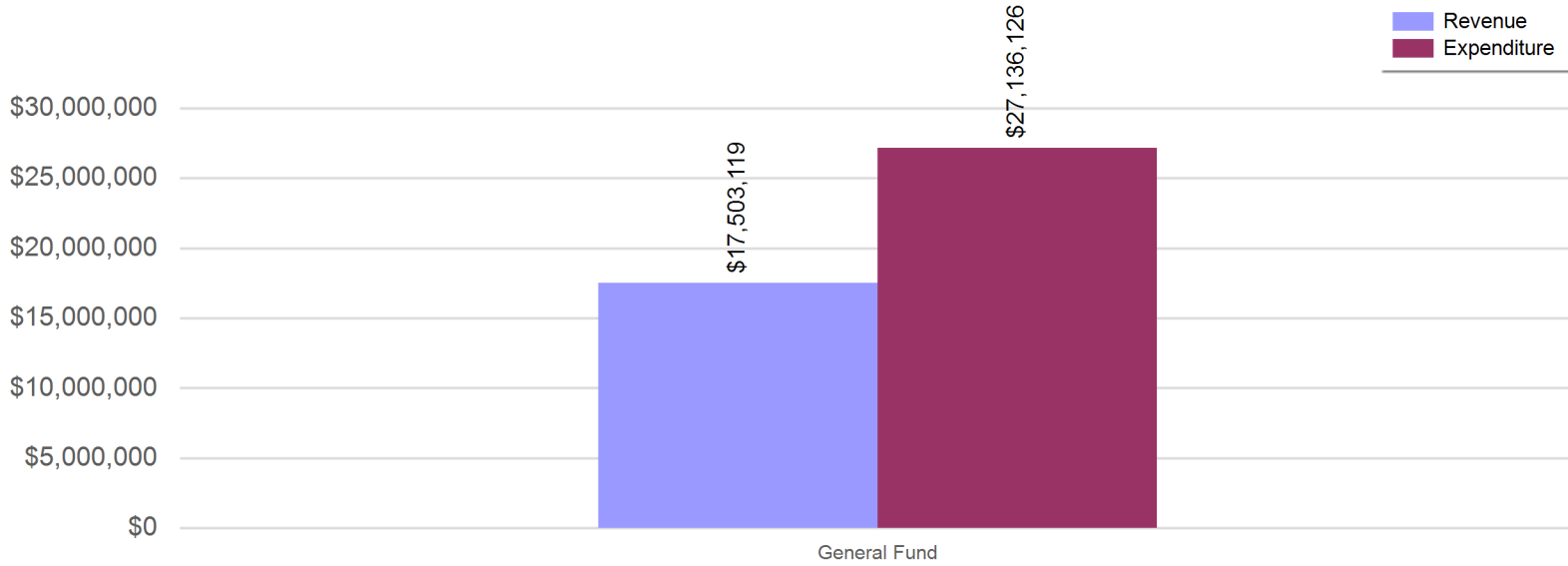
General Fund	
Notes/Loans Receivable	\$ 630,901
Opportunities Fund	
Notes/Loans Receivable	292,627
Perpetual Care Fund	
Notes/Loans Receivable	834,148
Debt Service Fund	
Notes/Loans Receivable	(6,971)
Penalty Receivable	5,406
Principal Receivable	118,185
Redevelopment Loan Fund	
Notes/Loans Receivable	164,000
Capital Projects Fund	
Notes/Loans Receivable	92,097
Total Other Assets	<u>\$ 2,130,392</u>

City of Casper, Wyoming
General Fund Balance Sheet
For Fiscal Year 2023 as of November 30, 2022
41.67 % OF THE FISCAL YEAR HAS ELAPSED

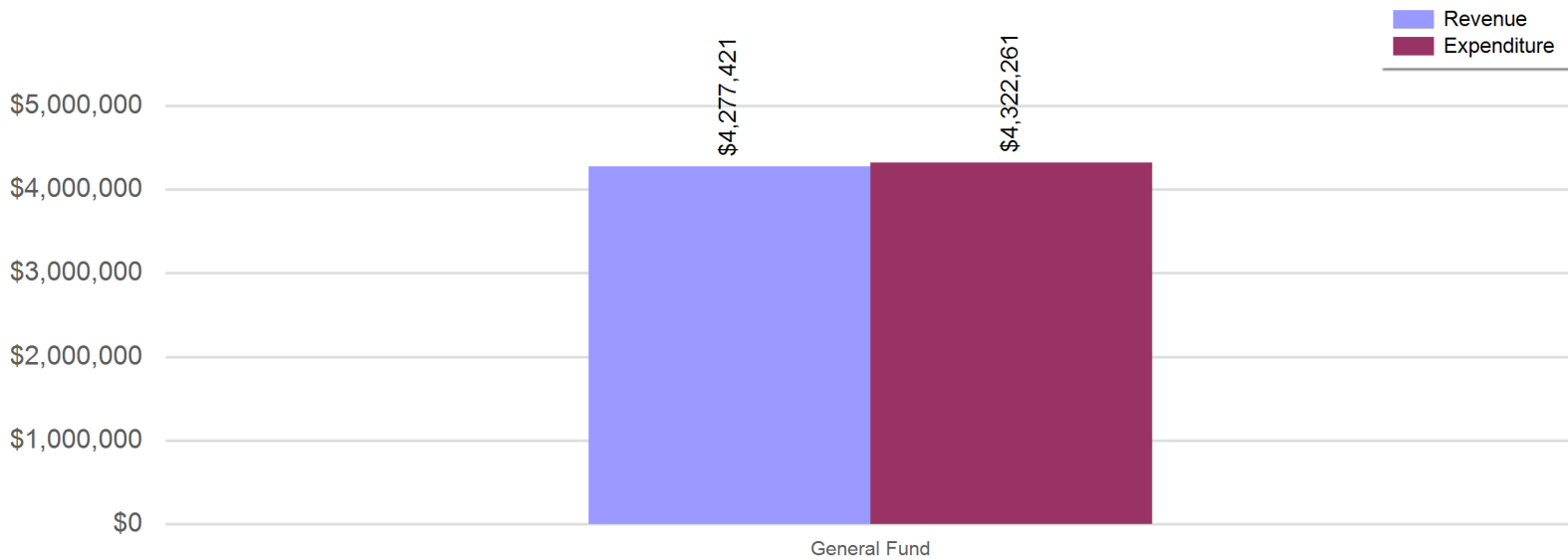
	General Fund
ASSETS	
Current Assets	
Cash	\$ 3,447,100
Investments	21,750,785
Market Adjustments	-
Inventory	87,055
Grants Receivable	-
Loans Receivable	630,901
Accounts Receivable	1,437,073
Prepaid Expenses	23,994
Total Current Assets	27,376,908
Total Assets	\$ 27,376,908
LIABILITIES	
Current Liabilities	
Accounts Payable	\$ 1,296,451
Accrued Wages and Benefits Payable	1,084,024
Deferred Revenue	99,988
Held in Trust - Police Accounts	3,215,792
Total Current Liabilities	5,696,255
Non-Current Liabilities	
Funds Held in Trust	9,311
Total Non-Current Liabilities	9,311
Total Liabilities	\$ 5,705,566
NET POSITION	
Unrestricted	\$ 21,671,342
Total Net Position	\$ 21,671,342

City of Casper, Wyoming
General Fund Revenue Expenditure Comparison
For Fiscal Year 2023 as of November 30, 2022
41.67 % OF THE FISCAL YEAR HAS ELAPSED

General Fund YTD Revenue and Expenditure Comparison



General Fund MTD Revenue and Expenditure Comparison



City of Casper, Wyoming
General Fund Statement of Expenditures

For Fiscal Year 2023 as of November 30, 2022
41.67 % OF THE FISCAL YEAR HAS ELAPSED

Organization	Revised Budget	Current Year To Date	Current Year % of Budget
General Fund Revenue	\$ 75,960	\$ 14,116	19%
General Fund Transfers Out	10,493,619	7,087,419	68%
City Council	300,603	111,392	37%
City Manager	981,506	386,046	39%
City Clerk	460,149	188,834	41%
Social Community Services	1,341,981	668,978	50%
Municipal Court	762,304	323,302	42%
City Attorney	734,721	328,195	45%
Human Resources	819,106	350,407	43%
City Hall	425,472	175,237	41%
Marathon Building	19,110	5,592	29%
Miller St. Dormitory	43,883	17,733	40%
City Center Building	77,917	30,153	39%
Ash Street Building	29,522	7,668	26%
Casper Business Center	79,672	44,459	56%
Information Services	1,987,722	879,913	44%
Finance	853,855	378,094	44%
Customer Service	846,512	364,255	43%
Engineering	890,375	407,169	46%
Streets	3,449,733	1,102,373	32%
Traffic Control	795,084	234,372	29%
Community Development Planning	1,484,391 -	573,177 241	39%
Police Administration	16,216,977	6,775,088	42%
Police Career Services	430,000	148,769	35%
Police Investigations	42,000	11,345	27%
Fire-EMS Administration	10,141,939	4,571,041	45%
Fire-EMS Operations	737,486	366,492	50%
Fire-EMS Training	132,750	64,418	49%
Fire-EMS Prevent & Inspect	50,903	7,349	14%
Parks - Athletic Maint.	474,962	161,980	34%
Parks - Parks Maint.	1,869,107	842,013	45%
Parks - Urban Forestry	21,234	7,233	34%
Parks - Special Areas	139,700	83,590	60%
Cemetery	501,192	208,222	42%
Ft. Caspar Museum	499,724	209,461	42%
Total	\$ 58,211,171	\$ 27,136,126	47%

City of Casper, Wyoming
General Fund Statement of Revenues and Expenditures
For Fiscal Year 2023 as of November 30, 2022
41.67 % OF THE FISCAL YEAR HAS ELAPSED

	<u>Revised Budget</u>	<u>Current Year To Date</u>	<u>Current Year % of Budget</u>
Revenues:			
General Property Tax	\$ 5,368,052	\$ 1,048,980	19.54%
Licences and Permits	5,845,236	1,535,204	26.26%
Automobile Tax	1,547,309	1,493,309	96.51%
Cigarette Tax	229,339	77,243	33.68%
Direct Distribution	4,658,159	2,329,079	50.00%
Federal Grants	5,000	-	0.00%
Gaming Revenue	1,000,000	659,987	66.00%
Gasoline Tax	1,281,528	467,122	36.45%
Intergovernmental User Charges	34,057	10,744	31.55%
Mineral Royalites Tax	2,073,642	529,942	25.56%
Municipal Share of State Sales	20,402,721	5,964,838	29.24%
Severance Tax	2,067,465	527,759	25.53%
Special Fuels Tax	583,234	234,895	40.27%
Goods and Svcs Rev	4,443,110	1,564,232	35.21%
Fines and Forfeits	1,285,000	525,188	40.87%
Misc Revenue	1,099,715	527,174	47.94%
Loan Receipts	16,576	6,907	41.67%
Transfers In	1,234	514	41.67%
Total Revenues	\$ 51,941,377	\$ 17,503,119	33.70%
	<u>Revised Budget</u>	<u>Current Year To Date</u>	<u>Current Year % of Budget</u>
Expenditures:			
Personnel Services	\$ 33,924,367	\$ 14,783,993	43.58%
Materials & Supplies	3,966,167	1,322,243	33.34%
Contractual Services	5,222,153	1,894,201	36.27%
Capital Outlay	46,714	11,237	24.06%
Transfers Out	10,493,619	7,075,042	67.42%
Other Costs	3,522,118	1,554,778	44.14%
Utility Expense	1,036,033	494,631	47.74%
Total Expenditures	\$ 58,211,171	\$ 27,136,126	46.62%
Net Revenue (Shortfall)	\$ (6,269,794)	\$ (9,633,006)	-12.92%

City of Casper, Wyoming
General Fund Summary of Cash and Investments
For Fiscal Year 2023 as of November 30, 2022
41.67 % OF THE FISCAL YEAR HAS ELAPSED

Cash	\$	3,447,100
Investments		21,750,785
	\$	<u>25,197,886</u>

City of Casper, Wyoming General Fund Summary of Revenues and Expenditures

For Fiscal Year 2023 as of November 30, 2022
41.67 % OF THE FISCAL YEAR HAS ELAPSED

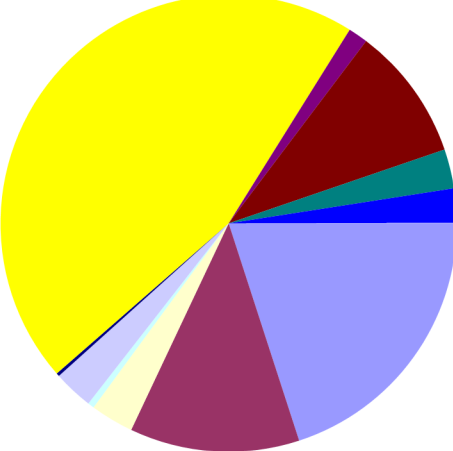
Year To Date Revenues
\$17,503,119

- General Property Tax -\$1,048,980
- Licences and Permits-\$1,535,204
- Automobile Tax -\$1,493,309
- Cigarette Tax -\$77,243
- Direct Distribution -\$2,329,079
- Federal Grants -\$0
- Gaming Revenue -\$659,987
- Gasoline Tax -\$467,122
- Intergovernmental User Charges-\$10,744
- Mineral Royalties Tax -\$529,942
- Municipal Share of State Sales-\$5,964,838
- Severance Tax -\$527,759
- Special Fuels Tax -\$234,895
- Goods and Svcs Rev-\$1,564,232
- Fines and Forfeits-\$525,188
- Misc Revenue-\$527,174
- Loan Receipts -\$6,907
- Transfers In -\$514



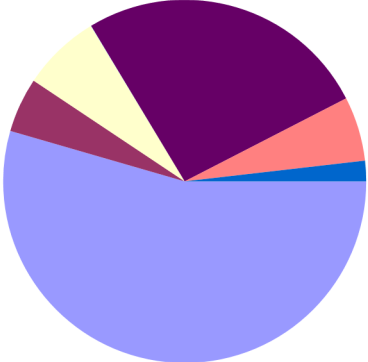
Month To Date Revenues
\$4,277,421

- General Property Tax -\$855,462
- Licences and Permits-\$514,451
- Automobile Tax -\$131,036
- Cigarette Tax -\$19,371
- Direct Distribution -\$0
- Federal Grants -\$0
- Gaming Revenue -\$0
- Gasoline Tax -\$120,476
- Intergovernmental User Charges-\$9,744
- Mineral Royalties Tax -\$0
- Municipal Share of State Sales-\$1,938,461
- Severance Tax -\$0
- Special Fuels Tax -\$59,483
- Goods and Svcs Rev-\$404,937
- Fines and Forfeits-\$119,073
- Misc Revenue-\$103,443
- Loan Receipts -\$1,381
- Transfers In -\$103



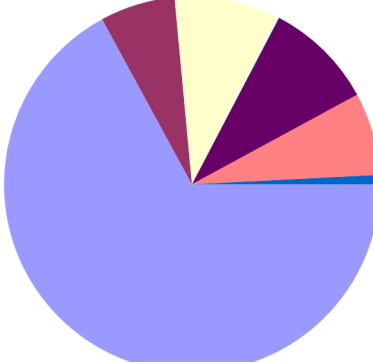
Year To Date Expenditures
\$27,136,126

- Personnel Services-\$14,783,993
- Materials & Supplies-\$1,322,243
- Contractual Services-\$1,894,201
- Capital Outlay-\$11,237
- Transfers Out-\$7,075,042
- Other Costs-\$1,554,778
- Utility Expense-\$494,631



Month To Date Expenditures
\$4,322,261

- Personnel Services-\$2,898,980
- Materials & Supplies-\$278,677
- Contractual Services-\$390,032
- Capital Outlay-\$5,769
- Transfers Out-\$407,051
- Other Costs-\$306,830
- Utility Expense-\$34,921

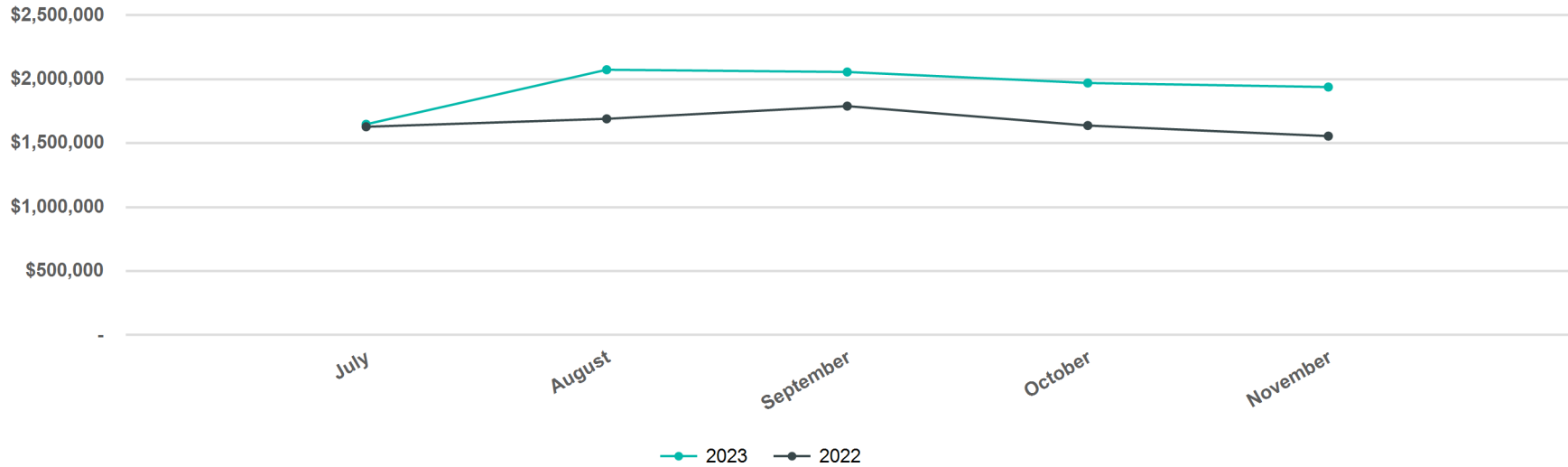


**City of Casper, Wyoming
Sales Tax Comparison
(Budget Basis - For Management Use Only)
For Fiscal Year 2023 as of November 30, 2022
41.67 % OF THE FISCAL YEAR HAS ELAPSED**

Month	FY 2023			FY 2022			FY 2023 Current Month % Increase Over 2022	FY 2023 To Date % Increase Over 2022
	Budget	Actuals	Actual Year to Date	Budget	Actuals	Actual Year to Date		
July	\$ 1,700,227	\$ 1,647,473	\$ 1,647,473	\$ 1,603,904	\$ 1,628,013	\$ 1,628,013	1.20%	1.20%
August	1,700,227	2,073,763	3,721,236	1,603,904	1,690,206	3,318,219	22.69%	12.15%
September	1,700,227	2,056,269	5,777,506	1,603,904	1,789,476	5,107,695	14.91%	13.11%
October	1,700,227	1,970,108	7,747,614	1,603,904	1,637,802	6,745,498	20.29%	14.86%
November	1,700,227	1,938,461	9,686,075	1,603,904	1,554,971	8,300,469	24.66%	16.69%
	\$ 8,501,134	\$ 9,686,075		\$ 8,019,520	\$ 8,300,469			

\$1,184,941 or 13.94 % Above YTD Projections for FY 2023 through period 5

Comparison of Municipal Share of State Sales By Month

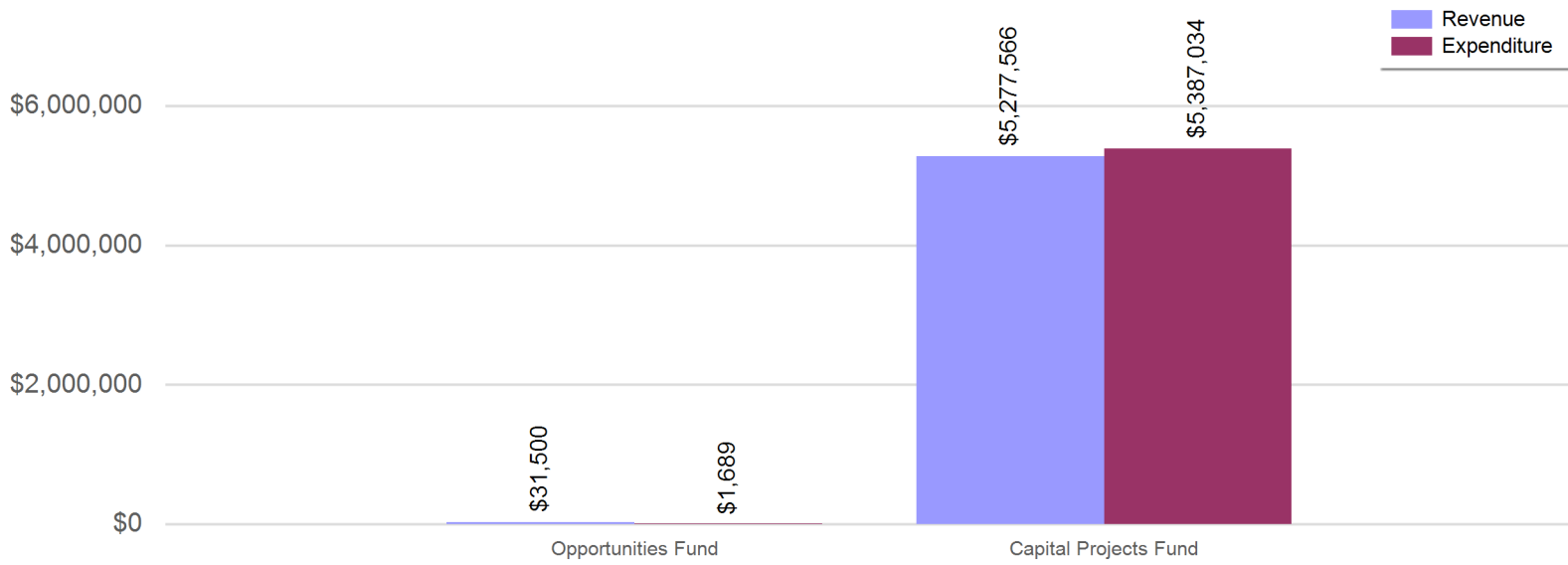


City of Casper, Wyoming
Capital Project Funds Consolidated Balance Sheet
For Fiscal Year 2023 as of November 30, 2022
41.67 % OF THE FISCAL YEAR HAS ELAPSED

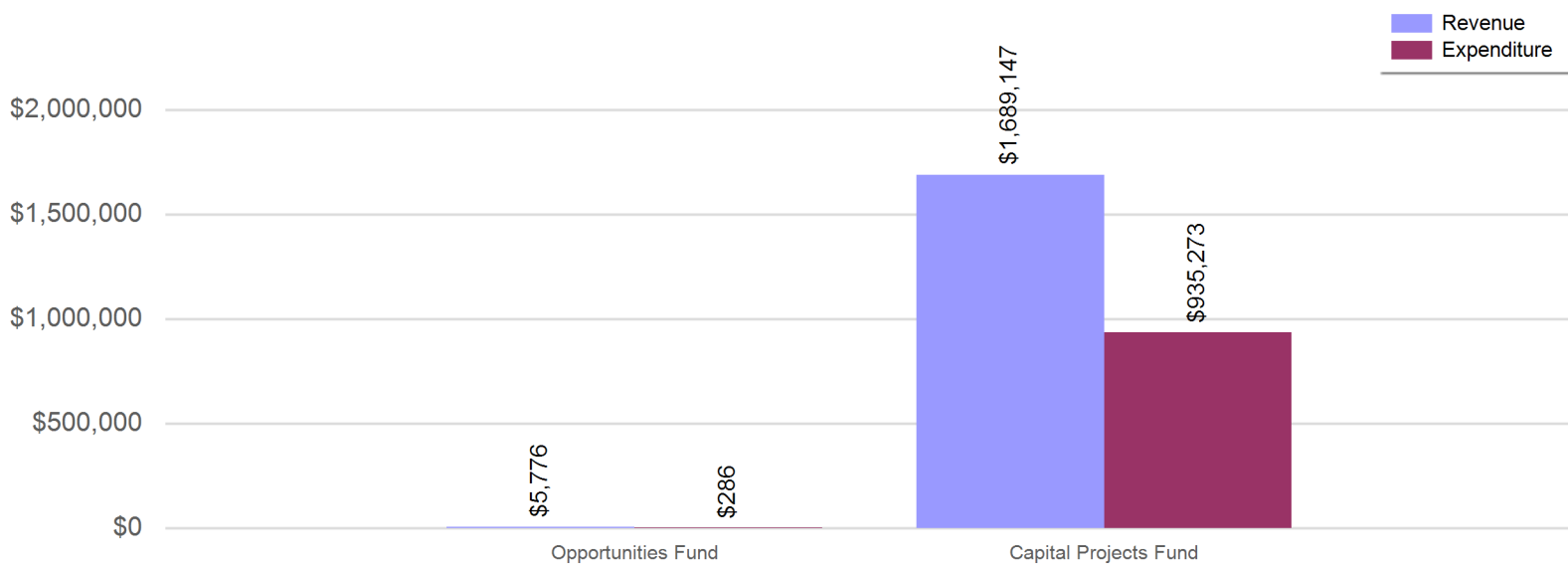
	Opportunities Fund	Capital Projects Fund
ASSETS		
Current Assets		
Cash	\$ 136,314	\$ 627,931
Investments	6,622,580	46,703,948
Market Adjustments	-	-
Grants Receivable		41,899
Loans Receivable	292,627	92,097
Accounts Receivable	-	-
Prepaid Expenses		37,692
Total Current Assets	7,051,521	47,503,567
Total Assets	\$ 7,051,521	\$ 47,503,567
LIABILITIES		
Current Liabilities		
Accounts Payable	\$ -	\$ 725,704
Deferred Revenue		36,251
Total Current Liabilities	-	761,955
Total Liabilities	\$ -	\$ 761,955
NET POSITION		
Unrestricted	\$ 7,051,521	\$ 46,741,612
Total Net Position	\$ 7,051,521	\$ 46,741,612

City of Casper, Wyoming
Capital Project Funds Revenue and Expenditure Comparison
 For Fiscal Year 2023 as of November 30, 2022
 41.67 % OF THE FISCAL YEAR HAS ELAPSED

Capital Projects Funds YTD Revenue and Expenditure Comparison



Capital Projects Funds MTD Revenue and Expenditure Comparison



City of Casper, Wyoming
Opportunities Fund Statement of Revenues and Expenditures

For Fiscal Year 2023 as of November 30, 2022
 41.67 % OF THE FISCAL YEAR HAS ELAPSED

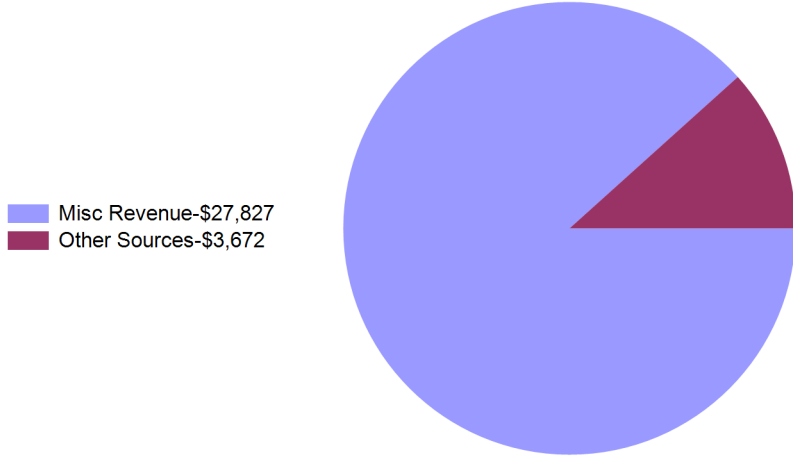
	Revised Budget	Current Year To Date	Current Year % of Budget
Revenues:			
Misc Revenue	\$ 63,269	\$ 27,827	43.98%
Other Sources	35,863	3,672	10.24%
Total Revenues	\$ 99,132	\$ 31,500	31.78%
	Revised Budget	Current Year To Date	Current Year % of Budget
Expenditures:			
Contractual Services	\$ 4,512	\$ 1,689	37.43%
Transfers Out	1,185,000	-	0.00%
Total Expenditures	\$ 1,189,512	\$ 1,689	0.14%
Net Revenue (Shortfall)	\$ (1,090,380)	\$ 29,811	31.63%

Opportunities Fund Summary of Cash and Investments

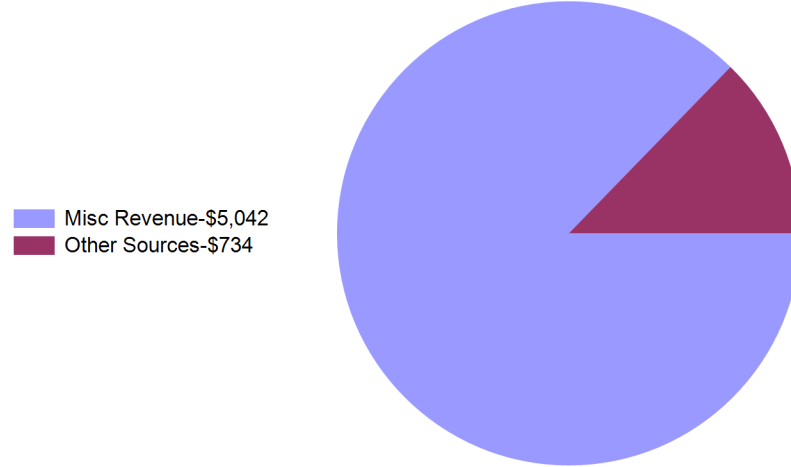
Cash	\$ 136,314
Investments	6,622,580
	\$ 6,758,894

City of Casper, Wyoming
Opportunities Fund Summary of Revenues and Expenditures
For Fiscal Year 2023 as of November 30, 2022
41.67 % OF THE FISCAL YEAR HAS ELAPSED

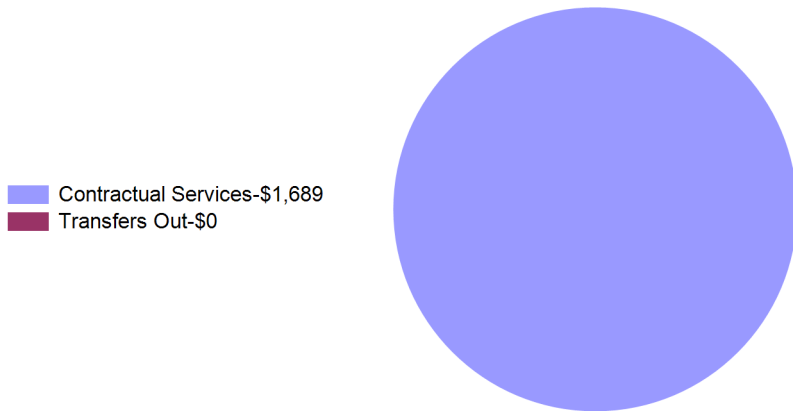
Year To Date Revenues
\$31,500



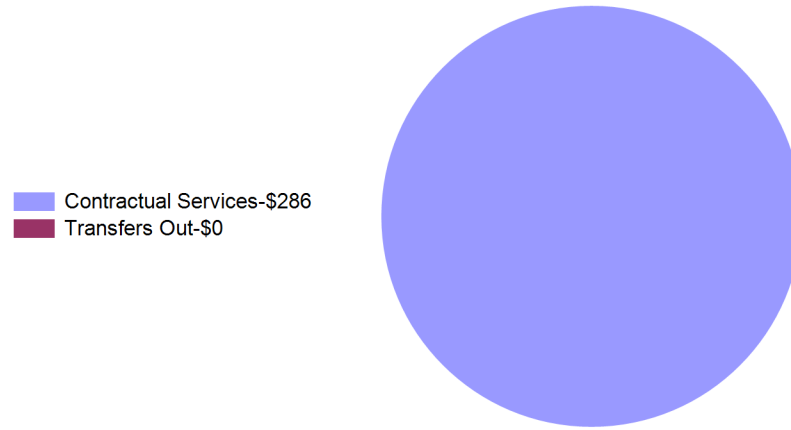
Month To Date Revenues
\$5,776



Year To Date Expenditures
\$1,689



Month To Date Expenditures
\$286



City of Casper, Wyoming
Capital Projects Fund Statement of Revenues and Expenditures
For Fiscal Year 2023 as of November 30, 2022
41.67 % OF THE FISCAL YEAR HAS ELAPSED

	Revised Budget	Current Year To Date	Current Year % of Budget
Revenues:			
Local Taxes	\$ 16,876,343	\$ 5,009,609	29.68%
Intergovernmental	5,027,500	23,674	0.47%
Misc Revenue	1,307,462	244,282	18.68%
Other Sources	2,110,185	-	0.00%
Total Revenues	\$ 25,321,490	\$ 5,277,566	20.84%
	Revised Budget	Current Year To Date	Current Year % of Budget
Expenditures:			
Materials & Supplies	\$ 82,674	\$ 8,274	10.01%
Contractual Services	1,852,474	266,586	14.39%
Capital Outlay	35,969,135	4,331,137	12.04%
Transfers Out	5,793,247	781,401	13.49%
Other Costs	10,658	(364)	-3.42%
Total Expenditures	\$ 43,708,188	\$ 5,387,034	12.33%
Net Revenue (Shortfall)	\$ (18,386,698)	\$ (109,468)	8.52%

Capital Projects Fund Summary of Cash and Investments

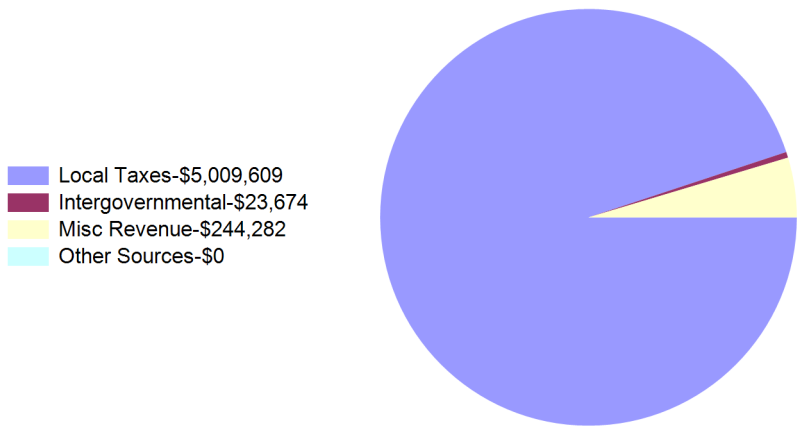
Cash	\$ 627,931
Investments	46,703,948
	\$ 47,331,879

City of Casper, Wyoming

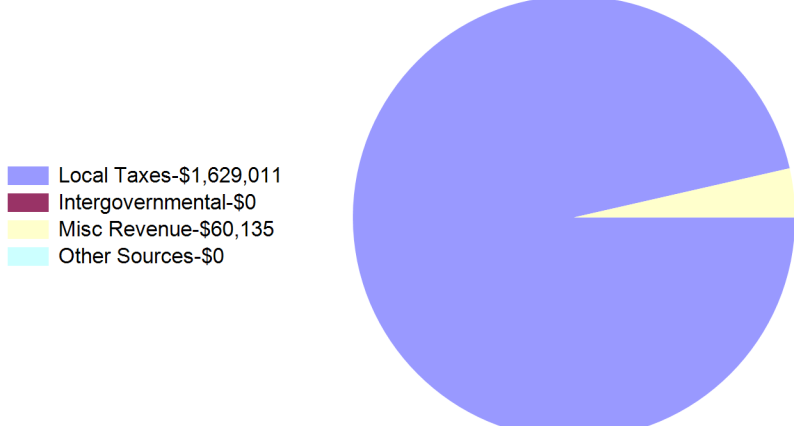
Capital Project Fund Summary of Revenues and Expenditures

For Fiscal Year 2023 as of November 30, 2022
41.67 % OF THE FISCAL YEAR HAS ELAPSED

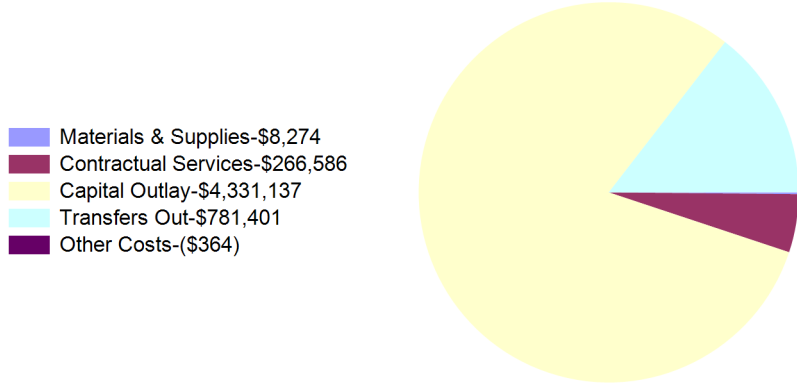
Year To Date Revenues
\$5,277,566




Month To Date Revenues
\$1,689,147



Year To Date Expenditures
\$5,387,034



Month To Date Expenditures
\$935,273

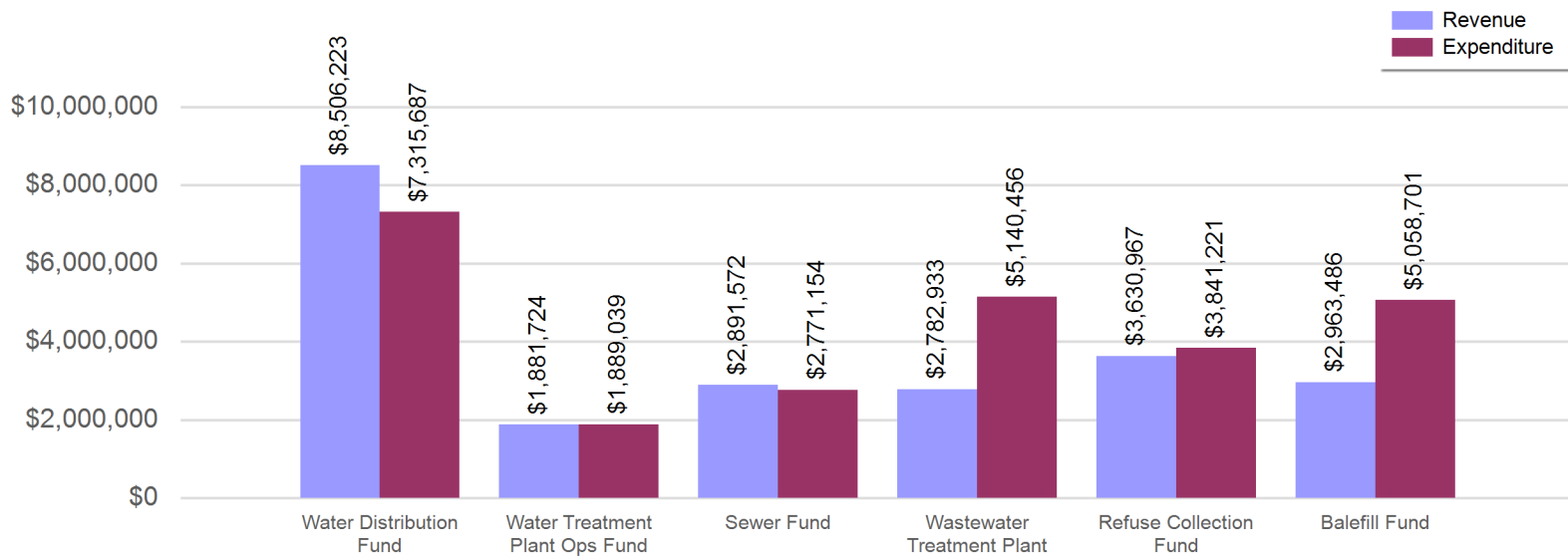


City of Casper, Wyoming
Utility Enterprise Funds Consolidated Balance Sheet
For Fiscal Year 2023 as of November 30, 2022
41.67 % OF THE FISCAL YEAR HAS ELAPSED

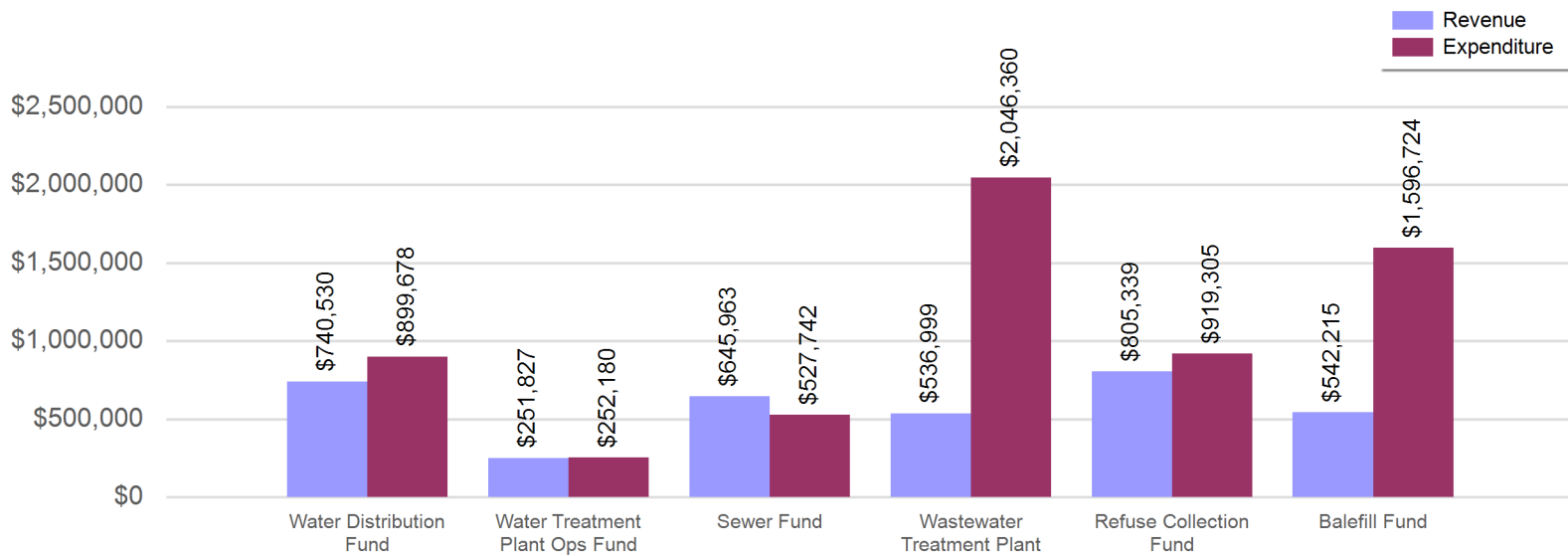
	Water Distribution Fund	Water Treatment Plant Ops Fund	Sewer Fund	Wastewater Treatment Plant	Refuse Collection Fund	Balefill Fund
ASSETS						
Current Assets						
Cash	\$ 1,605,298	\$ (131,086)	\$ 899,495	\$ 90,286	\$ 356,363	\$ 252,897
Investments	18,242,945		6,284,394	11,535,099	3,163,992	11,873,179
Market Adjustments	-		-	-	-	-
Inventory	483,099			86,219		33,506
Grants Receivable				2,623,485		-
Accounts Receivable	568,590	251,827	597,451	525,487	655,612	238,673
Clearing	55,951					
Prepaid Expenses					20,953	43,880
Total Current Assets	20,955,883	120,742	7,781,340	14,860,577	4,196,919	12,442,134
Capital Assets						
Land, Buildings & Improvements	100,576,893		31,178,792	76,290,129	5,212,769	38,725,153
Equipment	5,628,177		1,996,509	7,630,660	7,534,573	9,156,514
Accumulated Depreciation	(43,365,049)		(21,498,531)	(52,281,941)	(5,255,274)	(19,457,416)
Total Capital Assets	62,840,020		11,676,770	31,638,847	7,492,068	28,424,251
Total Assets	\$ 83,795,904	\$ 120,742	\$ 19,458,110	\$ 46,499,424	\$ 11,688,987	\$ 40,866,385
DEFERRED OUTFLOWS OF RESOURCES						
Total Deferred Outflows Of Resources	\$ 1,521,495	\$ 757,326	\$ 519,229	\$ 1,092,078	\$ 1,635,914	\$ 1,273,876
LIABILITIES						
Current Liabilities						
Accounts Payable	\$ 413,149	\$ 130,354	\$ 451,707	\$ 1,948,499	\$ 210,057	\$ 1,396,118
Accrued Wages and Benefits Payable	64,630	31,184	26,264	44,751	74,767	64,511
Interest Payable	49,663			53,617		104,825
Customer Deposits	26,850					
Total Current Liabilities	554,291	161,538	477,971	2,046,867	284,824	1,565,454
Non-Current Liabilities						
Notes Payable	3,493,571			10,038,959		5,670,700
Closure & Post Closure Costs						7,777,526
Accrued Comp ABS	109,609	43,847	44,620	70,498	98,413	118,941
Net Pension Liability	1,231,711	471,264	460,553	758,918	1,242,422	1,054,223
Net OPEB Liability	1,523,378	794,555	496,052	1,112,212	1,665,677	1,250,846
Total Non-Current Liabilities	6,358,269	1,309,666	1,001,225	11,980,587	3,006,512	15,872,235
Total Liabilities	\$ 6,912,561	\$ 1,471,203	\$ 1,479,196	\$ 14,027,454	\$ 3,291,336	\$ 17,437,689
DEFERRED INFLOWS OF RESOURCES						
Total Deferred Inflows Of Resources	\$ 1,103,290	\$ 445,830	\$ 406,826	\$ 703,436	\$ 1,123,569	\$ 942,952
NET POSITION						
Net Investment in Capital Assets	\$ 59,346,449		\$ 11,676,770	\$ 21,599,888	\$ 7,492,068	\$ 22,753,551
Unrestricted	17,955,098	(1,038,965)	6,414,547	11,260,724	1,417,928	1,006,069
Total Net Position	\$ 77,301,548	\$ (1,038,965)	\$ 18,091,317	\$ 32,860,612	\$ 8,909,996	\$ 23,759,620

City of Casper, Wyoming
Utility Enterprise Funds Revenue and Expenditure Comparison
 For Fiscal Year 2023 as of November 30, 2022
 41.67 % OF THE FISCAL YEAR HAS ELAPSED

Utility Enterprise Funds YTD Revenue and Expenditure Comparison



Utility Enterprise Funds MTD Revenue and Expenditure Comparison



City of Casper, Wyoming
Water Distribution Fund Statement of Revenues and Expenditures
For Fiscal Year 2023 as of November 30, 2022
41.67 % OF THE FISCAL YEAR HAS ELAPSED

	Revised Budget	Current Year To Date	Current Year % of Budget
Revenues:			
Goods and Svcs Rev	\$ 12,050,925	\$ 8,160,125	67.71%
Misc Revenue	197,296	86,260	43.72%
Utility Revenue	537,000	259,838	48.39%
Other Sources	2,500,000	-	0.00%
Total Revenues	\$ 15,285,221	\$ 8,506,223	55.65%

	Revised Budget	Current Year To Date	Current Year % of Budget
Expenditures:			
Personnel Services	\$ 2,702,963	\$ 956,369	35.38%
Materials & Supplies	8,527,018	4,588,812	53.81%
Contractual Services	1,636,263	419,552	25.64%
Capital Outlay	7,649,212	642,763	8.40%
Debt Service	755,222	656,683	86.95%
Transfers Out	-	1,463	
Other Costs	113,544	41,763	36.78%
Utility Expense	27,500	8,281	30.11%
Total Expenditures	\$ 21,411,722	\$ 7,315,687	34.17%
Net Revenue (Shortfall)	\$ (6,126,501)	\$ 1,190,536	21.48%

Water Distribution Fund Summary of Cash and Investments

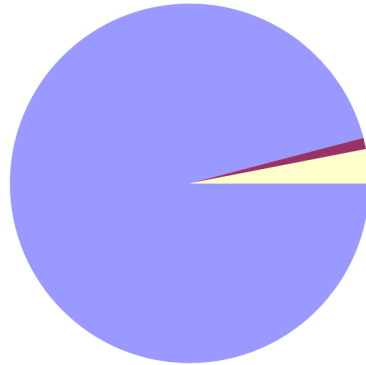
Cash	\$ 1,605,298
Investments	18,242,945
	\$ 19,848,243

City of Casper, Wyoming Water Distribution Fund Summary of Revenues and Expenditures

For Fiscal Year 2023 as of November 30, 2022
41.67 % OF THE FISCAL YEAR HAS ELAPSED

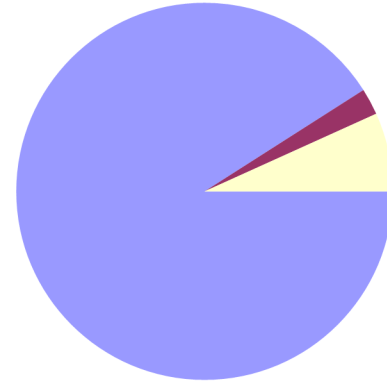
Year To Date Revenues
\$8,506,223

- Goods and Svcs Rev-\$8,160,125
- Misc Revenue-\$86,260
- Utility Revenue-\$259,838
- Other Sources-\$0



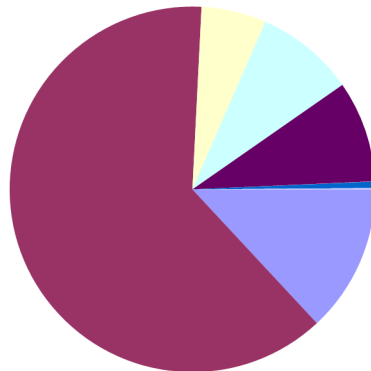
Month To Date Revenues
\$740,530

- Goods and Svcs Rev-\$673,685
- Misc Revenue-\$16,856
- Utility Revenue-\$49,988
- Other Sources-\$0



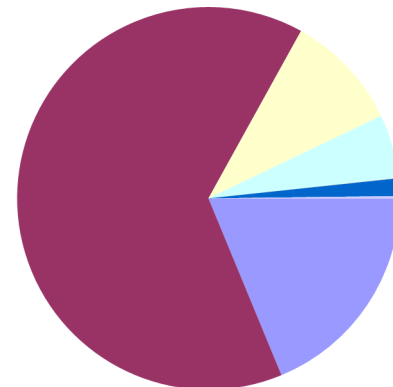
Year To Date Expenditures
\$7,315,687

- Personnel Services-\$956,369
- Materials & Supplies-\$4,588,812
- Contractual Services-\$419,552
- Capital Outlay-\$642,763
- Debt Service-\$656,683
- Transfers Out-\$1,463
- Other Costs-\$41,763
- Utility Expense-\$8,281



Month To Date Expenditures
\$899,678

- Personnel Services-\$168,805
- Materials & Supplies-\$578,338
- Contractual Services-\$88,709
- Capital Outlay-\$48,556
- Debt Service-\$0
- Transfers Out-\$157
- Other Costs-\$13,414
- Utility Expense-\$1,700



City of Casper, Wyoming
Water Treatment Plant Ops Fund Statement of Revenues and Expenditures
For Fiscal Year 2023 as of November 30, 2022
41.67 % OF THE FISCAL YEAR HAS ELAPSED

	Revised Budget	Current Year To Date	Current Year % of Budget
Revenues:			
Intergovernmental	\$ 3,830,789	\$ 1,881,724	49.12%
Total Revenues	\$ 3,830,789	\$ 1,881,724	49.12%
	Revised Budget	Current Year To Date	Current Year % of Budget
Expenditures:			
Personnel Services	\$ 1,162,883	\$ 484,129	41.63%
Materials & Supplies	2,174,000	1,234,318	56.78%
Contractual Services	387,575	151,876	39.19%
Other Costs	43,731	17,690	40.45%
Utility Expense	62,600	1,027	1.64%
Total Expenditures	\$ 3,830,789	\$ 1,889,039	49.31%
Net Revenue (Shortfall)	\$ -	\$ (7,316)	-0.19%

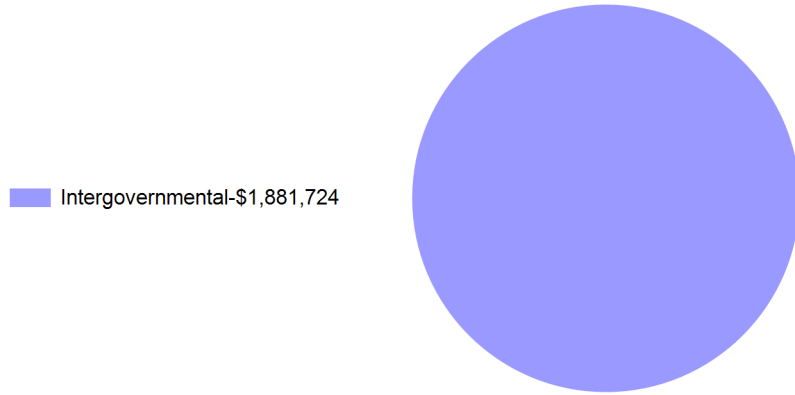
Water Treatment Plant Ops Fund Summary of Cash and Investments

Cash	\$ (131,086)
Investments	-
	\$ (131,086)

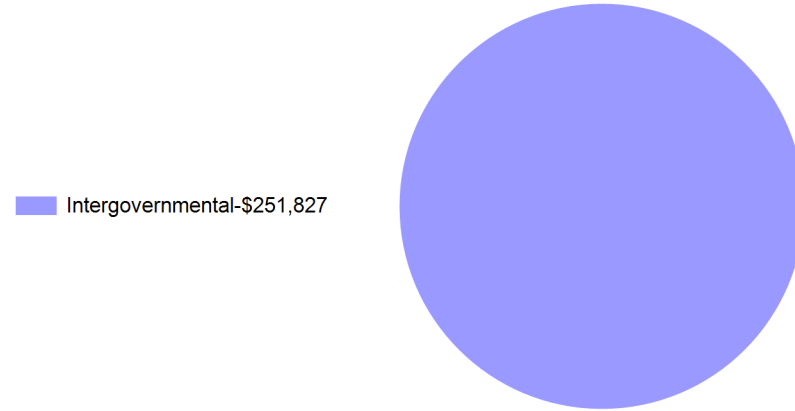
City of Casper, Wyoming Water Treatment Plant Ops Fund Summary of Revenues and Expenditures

For Fiscal Year 2023 as of November 30, 2022
41.67 % OF THE FISCAL YEAR HAS ELAPSED

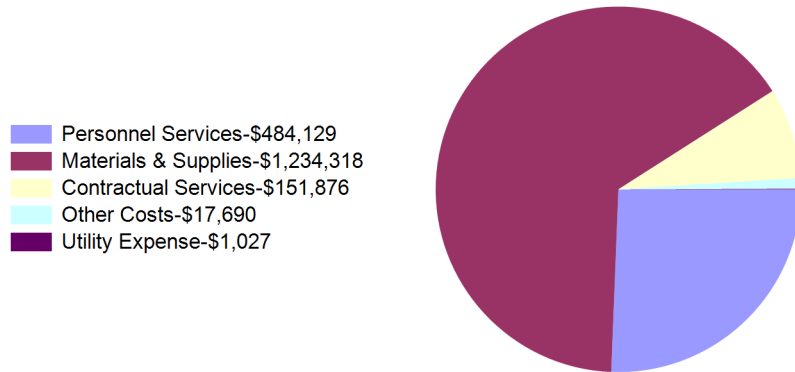
Year To Date Revenues
\$1,881,724



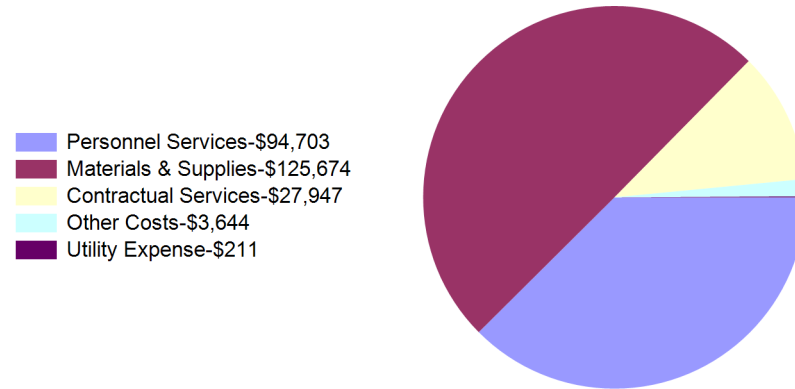
Month To Date Revenues
\$251,827



Year To Date Expenditures
\$1,889,039



Month To Date Expenditures
\$252,180



City of Casper, Wyoming
Sewer Fund Statement of Revenues and Expenditures

For Fiscal Year 2023 as of November 30, 2022
 41.67 % OF THE FISCAL YEAR HAS ELAPSED

	Revised Budget	Current Year To Date	Current Year % of Budget
Revenues:			
Goods and Svcs Rev	\$ 6,338,034	\$ 2,849,444	44.96%
Misc Revenue	64,842	32,610	50.29%
Utility Revenue	40,000	9,518	23.80%
Other Sources	500,000	-	0.00%
Total Revenues	\$ 6,942,876	\$ 2,891,572	41.65%

	Revised Budget	Current Year To Date	Current Year % of Budget
Expenditures:			
Personnel Services	\$ 951,820	\$ 373,549	39.25%
Materials & Supplies	124,280	27,060	21.77%
Contractual Services	405,657	160,242	39.50%
Capital Outlay	3,210,382	136,541	4.25%
Transfers Out	-	1,463	
Other Costs	69,206	17,438	25.20%
Utility Expense	5,367,501	2,054,860	38.28%
Total Expenditures	\$ 10,128,845	\$ 2,771,154	27.36%

Net Revenue (Shortfall) \$ **(3,185,969)** \$ **120,418** **14.29%**

Sewer Fund Summary of Cash and Investments

Cash	\$ 899,495
Investments	6,284,394
	\$ 7,183,889

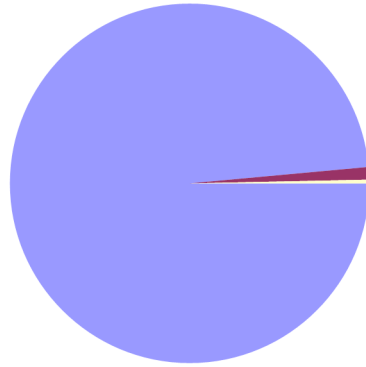
City of Casper, Wyoming

Sewer Fund Summary of Revenues and Expenditures

For Fiscal Year 2023 as of November 30, 2022
41.67 % OF THE FISCAL YEAR HAS ELAPSED

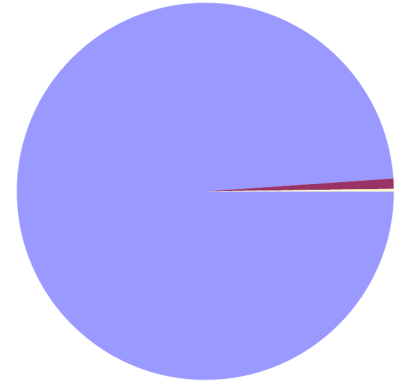
Year To Date Revenues
\$2,891,572

- Goods and Svcs Rev-\$2,849,444
- Misc Revenue-\$32,610
- Utility Revenue-\$9,518
- Other Sources-\$0



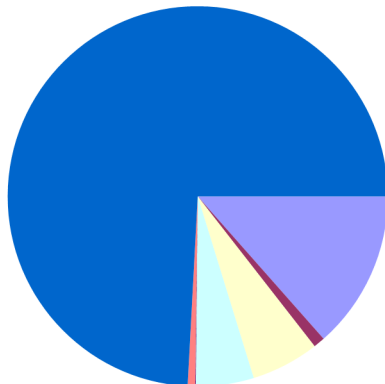
Month To Date Revenues
\$645,963

- Goods and Svcs Rev-\$638,929
- Misc Revenue-\$5,693
- Utility Revenue-\$1,341
- Other Sources-\$0



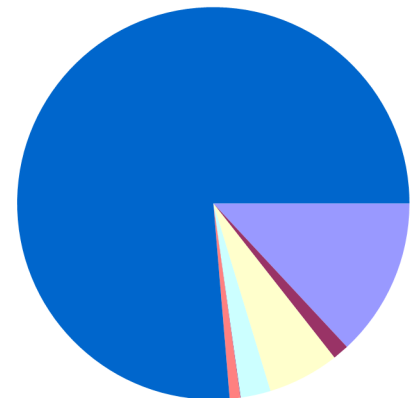
Year To Date Expenditures
\$2,771,154

- Personnel Services-\$373,549
- Materials & Supplies-\$27,060
- Contractual Services-\$160,242
- Capital Outlay-\$136,541
- Transfers Out-\$1,463
- Other Costs-\$17,438
- Utility Expense-\$2,054,860



Month To Date Expenditures
\$527,742

- Personnel Services-\$68,965
- Materials & Supplies-\$7,053
- Contractual Services-\$31,070
- Capital Outlay-\$13,085
- Transfers Out-\$157
- Other Costs-\$4,584
- Utility Expense-\$402,827



City of Casper, Wyoming
Wastewater Treatment Plant Fund Statement of Revenues and Expenditures

For Fiscal Year 2023 as of November 30, 2022
 41.67 % OF THE FISCAL YEAR HAS ELAPSED

	Revised Budget	Current Year To Date	Current Year % of Budget
Revenues:			
Intergovernmental	\$ 13,348,930	\$ 2,466,442	18.48%
Misc Revenue	85,836	52,055	60.65%
Utility Revenue	630,000	264,435	41.97%
Other Sources	608,250	-	0.00%
Total Revenues	\$ 14,673,016	\$ 2,782,933	18.97%
	Revised Budget	Current Year To Date	Current Year % of Budget
Expenditures:			
Personnel Services	\$ 1,688,237	\$ 641,074	37.97%
Materials & Supplies	1,153,500	386,035	33.47%
Contractual Services	718,369	273,958	38.14%
Capital Outlay	12,617,398	2,979,906	23.62%
Debt Service	1,060,898	819,842	77.28%
Other Costs	62,802	25,071	39.92%
Utility Expense	78,000	14,569	18.68%
Total Expenditures	\$ 17,379,204	\$ 5,140,456	29.58%
Net Revenue (Shortfall)	\$ (2,706,188)	\$ (2,357,523)	-10.61%

Wastewater Treatment Plant Fund Summary of Cash and Investments

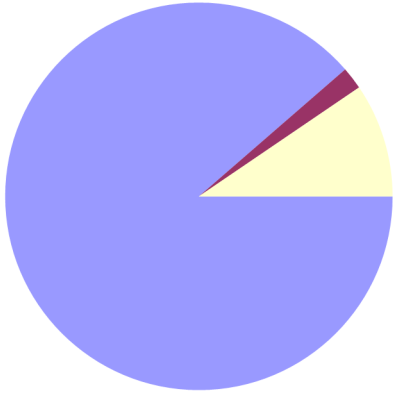
Cash	\$ 90,286
Investments	11,535,099
	\$ 11,625,385

City of Casper, Wyoming Wastewater Treatment Plant Fund Summary of Revenues and Expenditures

For Fiscal Year 2023 as of November 30, 2022
41.67 % OF THE FISCAL YEAR HAS ELAPSED

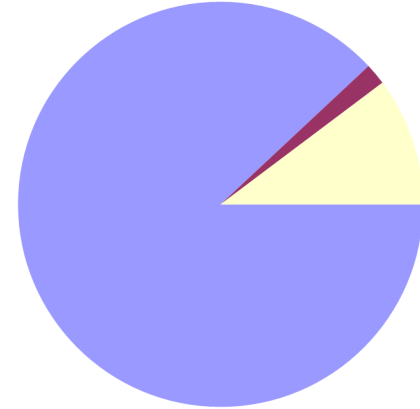
Year To Date Revenues
\$2,782,933

- Intergovernmental-\$2,466,442
- Misc Revenue-\$52,055
- Utility Revenue-\$264,435
- Other Sources-\$0



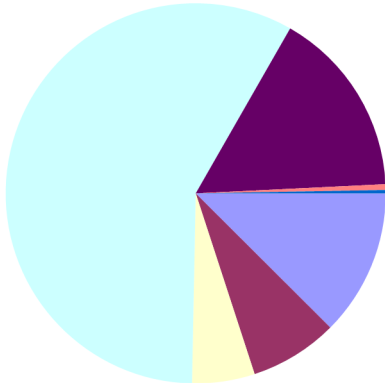
Month To Date Revenues
\$536,999

- Intergovernmental-\$472,761
- Misc Revenue-\$9,162
- Utility Revenue-\$55,076
- Other Sources-\$0



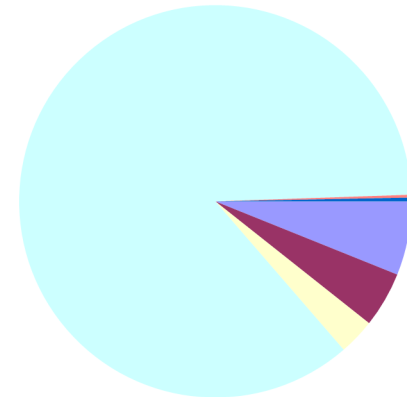
Year To Date Expenditures
\$5,140,456

- Personnel Services-\$641,074
- Materials & Supplies-\$386,035
- Contractual Services-\$273,958
- Capital Outlay-\$2,979,906
- Debt Service-\$819,842
- Other Costs-\$25,071
- Utility Expense-\$14,569



Month To Date Expenditures
\$2,046,360

- Personnel Services-\$124,553
- Materials & Supplies-\$93,676
- Contractual Services-\$61,037
- Capital Outlay-\$1,756,075
- Debt Service-\$0
- Other Costs-\$4,717
- Utility Expense-\$6,302



City of Casper, Wyoming
Refuse Collection Fund Statement of Revenues and Expenditures

For Fiscal Year 2023 as of November 30, 2022
 41.67 % OF THE FISCAL YEAR HAS ELAPSED

	<u>Revised Budget</u>	<u>Current Year To Date</u>	<u>Current Year % of Budget</u>
Revenues:			
Misc Revenue	\$ 19,482	\$ 15,110	77.56%
Utility Revenue	10,036,600	3,615,856	36.03%
Total Revenues	\$ 10,056,082	\$ 3,630,967	36.11%
	<u>Revised Budget</u>	<u>Current Year To Date</u>	<u>Current Year % of Budget</u>
Expenditures:			
Personnel Services	\$ 2,587,250	\$ 1,126,390	43.54%
Materials & Supplies	506,048	210,880	41.67%
Contractual Services	4,155,406	1,840,422	44.29%
Capital Outlay	3,661,870	618,008	16.88%
Transfers Out	25,000	-	0.00%
Other Costs	122,193	44,517	36.43%
Utility Expense	3,000	1,005	33.50%
Total Expenditures	\$ 11,060,767	\$ 3,841,221	34.73%
Net Revenue (Shortfall)	\$ (1,004,685)	\$ (210,254)	1.38%

Refuse Collection Fund Summary of Cash and Investments

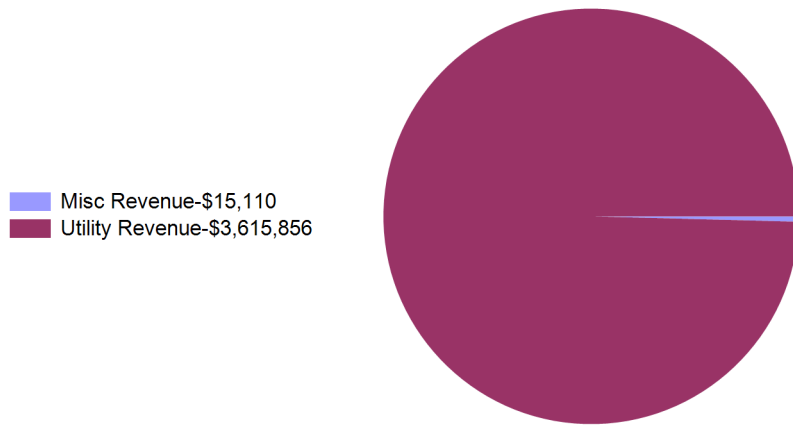
Cash	\$ 356,363
Investments	3,163,992
	<u>\$ 3,520,354</u>

City of Casper, Wyoming

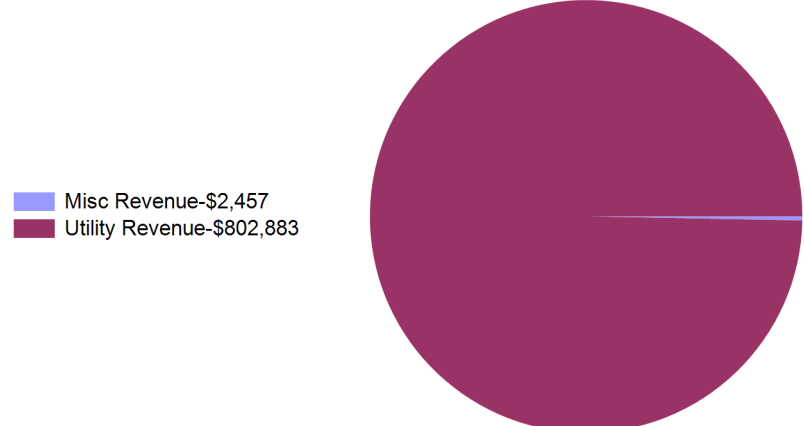
Refuse Collection Fund Summary of Revenues and Expenditures

For Fiscal Year 2023 as of November 30, 2022
41.67 % OF THE FISCAL YEAR HAS ELAPSED

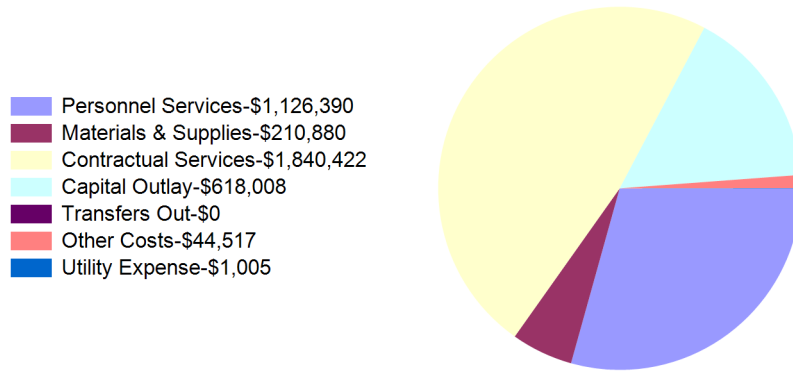
Year To Date Revenues
\$3,630,967



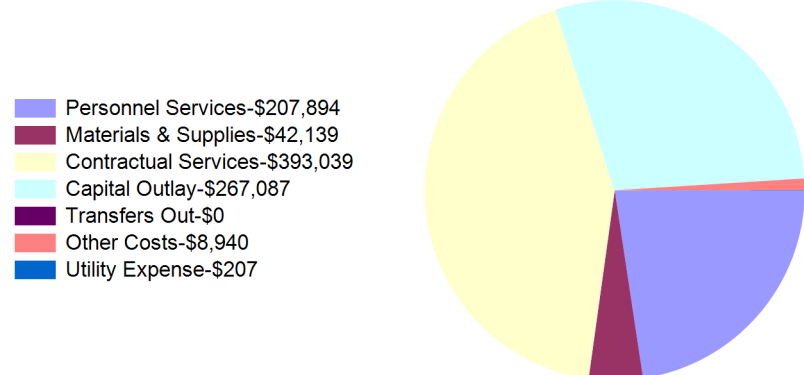
Month To Date Revenues
\$805,339



Year To Date Expenditures
\$3,841,221



Month To Date Expenditures
\$919,305



City of Casper, Wyoming
Balefill Fund Statement of Revenues and Expenditures
For Fiscal Year 2023 as of November 30, 2022
41.67 % OF THE FISCAL YEAR HAS ELAPSED

	<u>Revised Budget</u>	<u>Current Year To Date</u>	<u>Current Year % of Budget</u>
Revenues:			
Intergovernmental	\$ 558,494	\$ 4,773	0.85%
Goods and Svcs Rev	225,600	125,566	55.66%
Misc Revenue	127,216	51,210	40.25%
Utility Revenue	7,848,700	2,781,937	35.44%
Total Revenues	\$ 8,760,010	\$ 2,963,486	33.83%

	<u>Revised Budget</u>	<u>Current Year To Date</u>	<u>Current Year % of Budget</u>
Expenditures:			
Personnel Services	\$ 2,372,009	\$ 1,020,131	43.01%
Materials & Supplies	1,698,184	343,095	20.20%
Contractual Services	2,211,380	642,071	29.03%
Capital Outlay	10,189,175	2,621,492	25.73%
Debt Service	482,347	342,174	70.94%
Transfers Out	30,000	12,749	42.50%
Other Costs	156,539	62,192	39.73%
Utility Expense	22,550	14,797	65.62%
Total Expenditures	\$ 17,162,184	\$ 5,058,701	29.48%

Net Revenue (Shortfall) \$ (8,402,174) \$ (2,095,215) 4.35%

Balefill Fund Summary of Cash and Investments


Cash	\$ 252,897
Investments	11,873,179
	<u>\$ 12,126,076</u>

City of Casper, Wyoming Balefill Fund Summary of Revenues and Expenditures

For Fiscal Year 2023 as of November 30, 2022
41.67 % OF THE FISCAL YEAR HAS ELAPSED


Year To Date Revenues
\$2,963,486

- Intergovernmental-\$4,773
- Goods and Svcs Rev-\$125,566
- Misc Revenue-\$51,210
- Utility Revenue-\$2,781,937



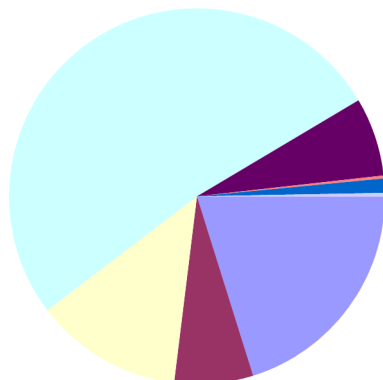
Month To Date Revenues
\$542,215

- Intergovernmental-\$4,773
- Goods and Svcs Rev-\$16,168
- Misc Revenue-\$9,039
- Utility Revenue-\$512,234



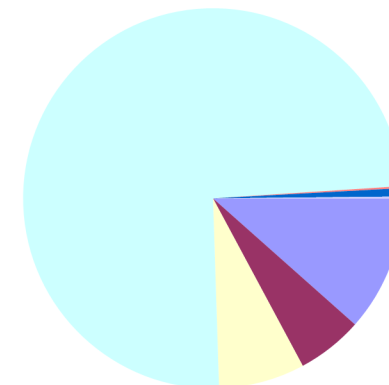
Year To Date Expenditures
\$5,058,701

- Personnel Services-\$1,020,131
- Materials & Supplies-\$343,095
- Contractual Services-\$642,071
- Capital Outlay-\$2,621,492
- Debt Service-\$342,174
- Transfers Out-\$12,749
- Other Costs-\$62,192
- Utility Expense-\$14,797



Month To Date Expenditures
\$1,596,724

- Personnel Services-\$184,343
- Materials & Supplies-\$89,645
- Contractual Services-\$117,061
- Capital Outlay-\$1,189,228
- Debt Service-\$0
- Transfers Out-\$2,749
- Other Costs-\$11,258
- Utility Expense-\$2,440



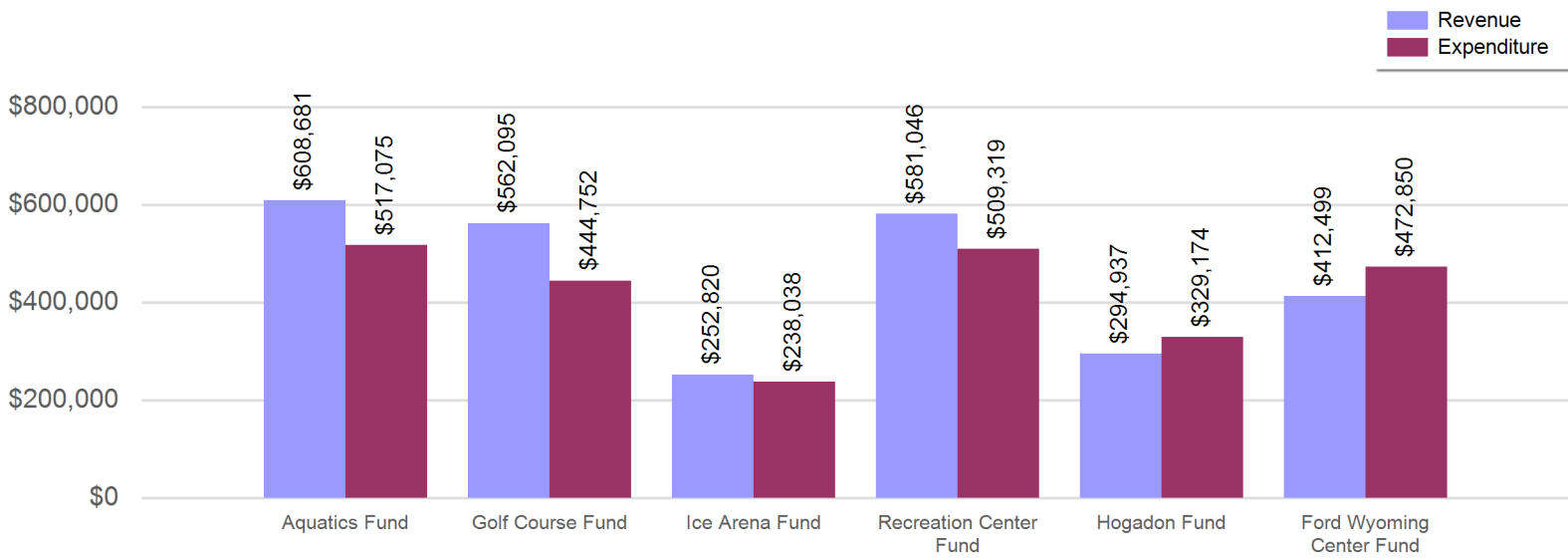
City of Casper, Wyoming
Parks & Recreation Enterprise Funds Consolidated Balance Sheet

For Fiscal Year 2023 as of November 30, 2022
41.67 % OF THE FISCAL YEAR HAS ELAPSED

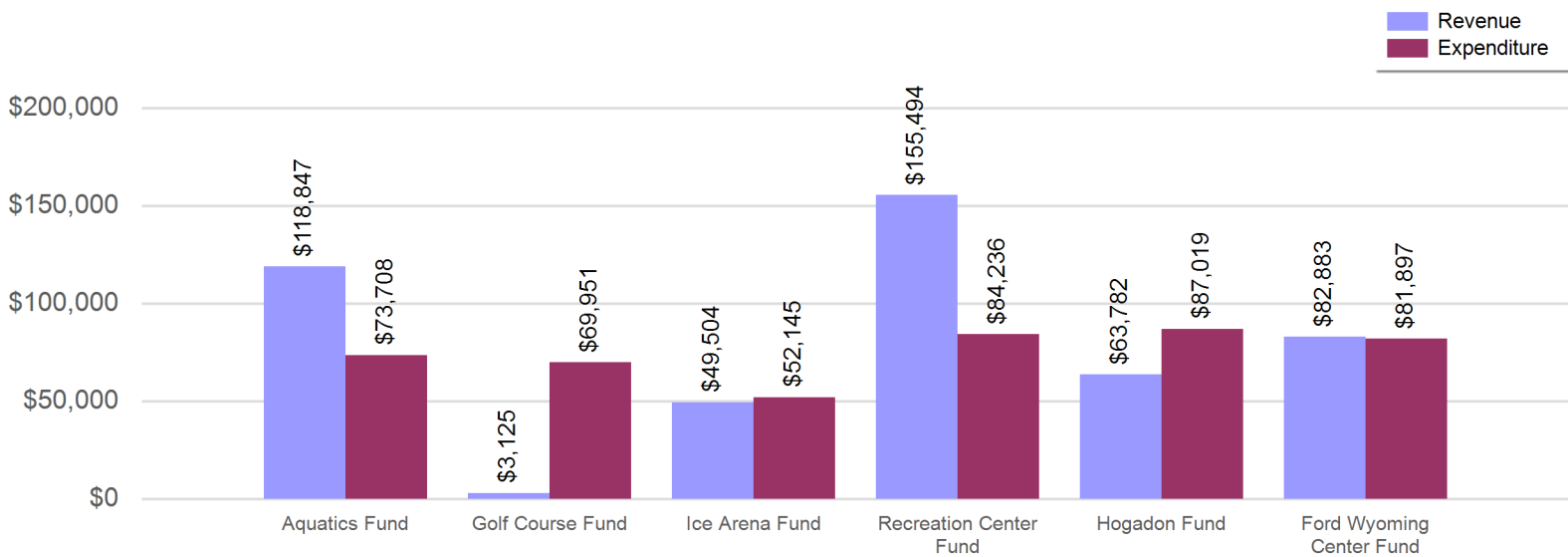
	Aquatics Fund	Golf Course Fund	Ice Arena Fund	Recreation Center Fund	Hogadon Fund	Ford Wyoming Center Fund
ASSETS						
Current Assets						
Cash	\$ 50,982	\$ 647,114	\$ (6,257)	\$ 75,201	\$ (25,945)	\$ 1,071,207
Inventory		32,765			13,764	
Accounts Receivable		2,811	22,633	3,574	43,261	15,485
Total Current Assets	50,982	682,690	16,376	78,775	31,080	1,086,692
Capital Assets						
Land, Buildings & Improvements	14,432,867	7,097,801	5,328,515	7,333,709	10,372,812	34,054,865
Equipment	39,801	1,137,319	288,261	287,320	2,264,724	1,378,791
Accumulated Depreciation	(3,600,173)	(5,318,800)	(1,918,371)	(4,898,174)	(3,863,390)	(22,664,591)
Total Capital Assets	10,872,495	2,916,320	3,698,406	2,722,854	8,774,146	12,769,065
Total Assets	\$ 10,923,477	\$ 3,599,010	\$ 3,714,781	\$ 2,801,629	\$ 8,805,226	\$ 13,855,757
DEFERRED OUTFLOWS OF RESOURCES						
Total Deferred Outflows Of Resources	\$ 97,343	\$ 154,301	\$ 122,306	\$ 591,867	\$ 282,861	\$
LIABILITIES						
Current Liabilities						
Accounts Payable	\$ 20,534	\$ 15,523	\$ 6,352	\$ 30,718	\$ 18,690	\$ 1,122,820
Accrued Wages and Benefits Payable	30,448	22,749	10,023	48,057	12,390	
Deferred Revenue		-				
Unearned Revenue						-
Total Current Liabilities	50,982	38,272	16,376	78,775	31,079	1,122,820
Non-Current Liabilities						
Accrued Comp ABS	10,307	18,620	5,772	28,685	22,257	
Net Pension Liability	82,624	188,199	82,624	356,508	198,910	
Net OPEB Liability	92,649	132,568	120,153	628,362	291,960	
Total Non-Current Liabilities	185,580	339,388	208,550	1,013,555	513,127	
Total Liabilities	\$ 236,562	\$ 377,660	\$ 224,925	\$ 1,092,330	\$ 544,207	\$ 1,122,820
DEFERRED INFLOWS OF RESOURCES						
Total Deferred Inflows Of Resources	\$ 74,174	\$ 158,483	\$ 78,345	\$ 339,043	\$ 182,794	\$
NET POSITION						
Net Investment in Capital Assets	\$ 10,872,495	\$ 2,916,320	\$ 3,698,406	\$ 2,722,854	\$ 8,774,146	\$ 12,769,065
Unrestricted	(162,410)	300,848	(164,588)	(760,730)	(413,060)	(36,127)
Total Net Position	\$ 10,710,086	\$ 3,217,168	\$ 3,533,818	\$ 1,962,124	\$ 8,361,087	\$ 12,732,937

City of Casper, Wyoming
Parks & Recreation Enterprise Funds Revenue and Expenditure Comparison
 For Fiscal Year 2023 as of November 30, 2022
 41.67 % OF THE FISCAL YEAR HAS ELAPSED

Parks & Recreation Enterprise Funds YTD Revenue and Expenditure Comparison



Parks & Recreation Enterprise Funds MTD Revenue and Expenditure Comparison



City of Casper, Wyoming
Aquatics Fund Statement of Revenues and Expenditures

For Fiscal Year 2023 as of November 30, 2022
 41.67 % OF THE FISCAL YEAR HAS ELAPSED

	<u>Revised Budget</u>	<u>Current Year To Date</u>	<u>Current Year % of Budget</u>
Revenues:			
Goods and Svcs Rev	\$ 573,562	\$ 203,317	35.45%
Misc Revenue	62,200	27,837	44.75%
Other Sources	588,614	377,527	64.14%
Total Revenues	\$ 1,224,376	\$ 608,681	49.71%

	<u>Revised Budget</u>	<u>Current Year To Date</u>	<u>Current Year % of Budget</u>
Expenditures:			
Personnel Services	\$ 711,067	\$ 277,134	38.97%
Materials & Supplies	251,899	127,588	50.65%
Contractual Services	170,030	70,896	41.70%
Other Costs	60,714	24,552	40.44%
Utility Expense	30,666	16,905	55.13%
Total Expenditures	\$ 1,224,376	\$ 517,075	42.23%
Net Revenue (Shortfall)	\$ -	\$ 91,606	7.48%

Cost Recovery **44.70 %**

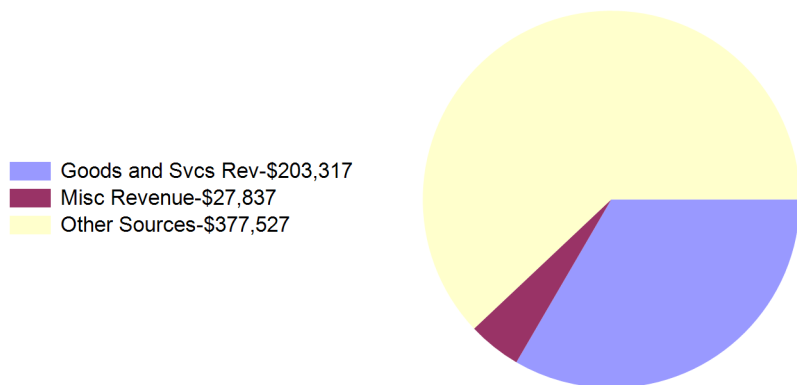
Aquatics Fund Summary of Cash and Investments

Cash	\$ 50,982
Investments	-
	<u>\$ 50,982</u>


City of Casper, Wyoming Aquatics Fund Summary of Revenues and Expenditures

For Fiscal Year 2023 as of November 30, 2022
41.67 % OF THE FISCAL YEAR HAS ELAPSED

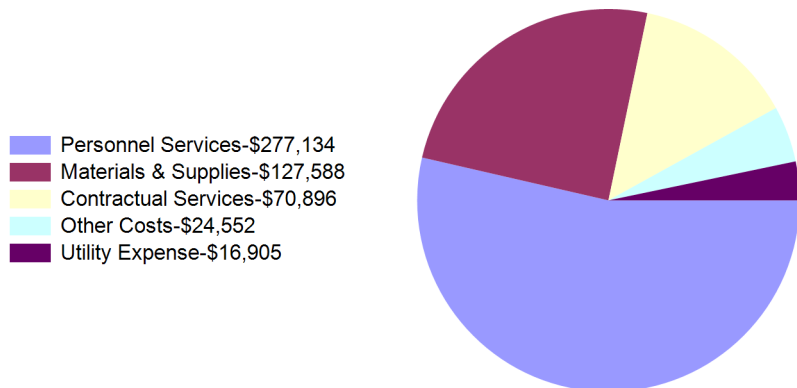
Year To Date Revenues
\$608,681



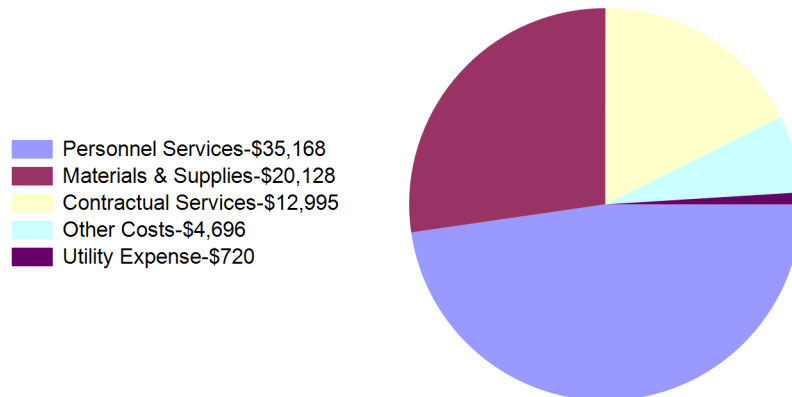
Month To Date Revenues
\$118,847



Year To Date Expenditures
\$517,075



Month To Date Expenditures
\$73,708



City of Casper, Wyoming
Golf Fund Statement of Revenues and Expenditures

For Fiscal Year 2023 as of November 30, 2022
41.67 % OF THE FISCAL YEAR HAS ELAPSED

	<u>Revised Budget</u>	<u>Current Year To Date</u>	<u>Current Year % of Budget</u>
Revenues:			
Goods and Svcs Rev	\$ 689,000	\$ 344,403	49.99%
Misc Revenue	269,000	217,692	80.93%
Total Revenues	\$ 958,000	\$ 562,095	58.67%

	<u>Revised Budget</u>	<u>Current Year To Date</u>	<u>Current Year % of Budget</u>
Expenditures:			
Personnel Services	\$ 527,391	\$ 249,462	47.30%
Materials & Supplies	150,834	74,226	49.21%
Contractual Services	238,989	94,468	39.53%
Capital Outlay	28,981	1,574	5.43%
Transfers Out	88,000	-	0.00%
Other Costs	25,319	10,812	42.70%
Utility Expense	12,800	14,208	111.00%
Total Expenditures	\$ 1,072,314	\$ 444,752	41.48%
Net Revenue (Shortfall)	\$ (114,314)	\$ 117,343	17.20%

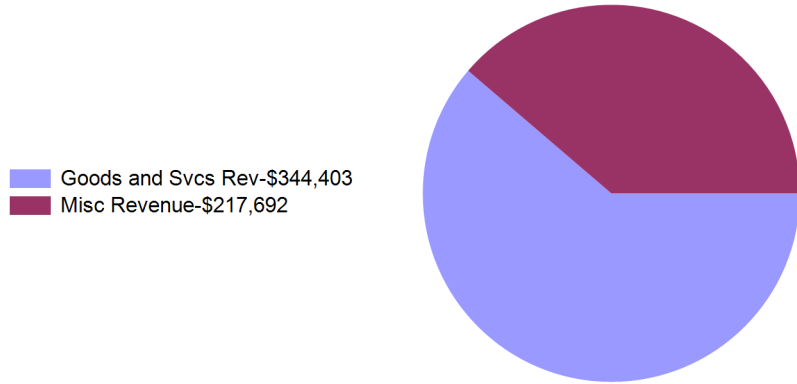
Golf Fund Summary of Cash and Investments

Cash	\$ 647,114
Investments	-
	<u>\$ 647,114</u>

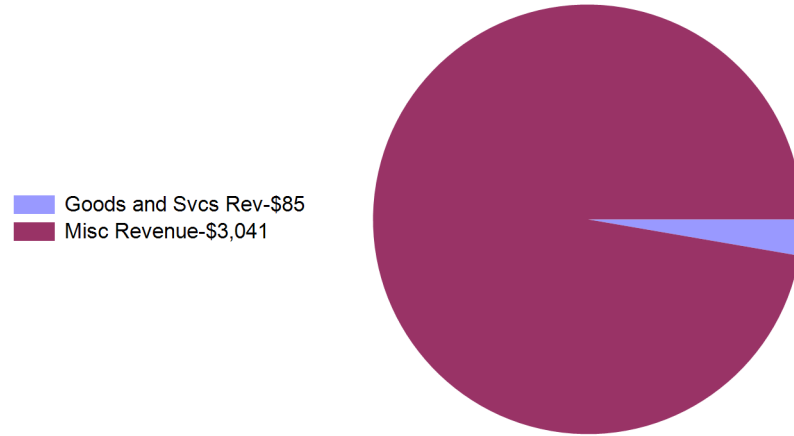
City of Casper, Wyoming Golf Fund Summary of Revenues and Expenditures

For Fiscal Year 2023 as of November 30, 2022
41.67 % OF THE FISCAL YEAR HAS ELAPSED

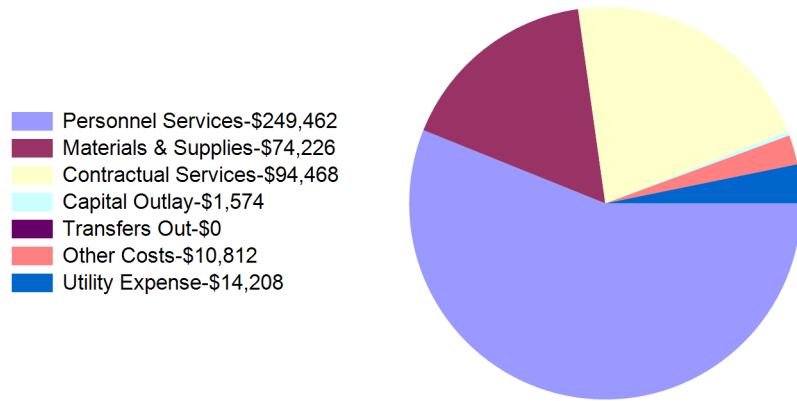
Year To Date Revenues
\$562,095



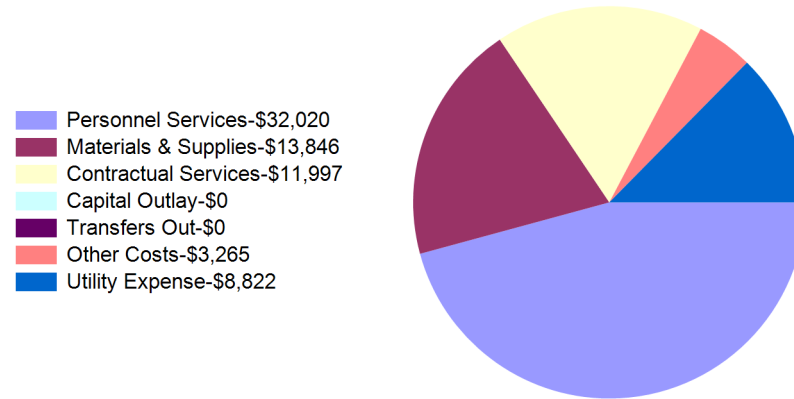
Month To Date Revenues
\$3,125



Year To Date Expenditures
\$444,752



Month To Date Expenditures
\$69,951

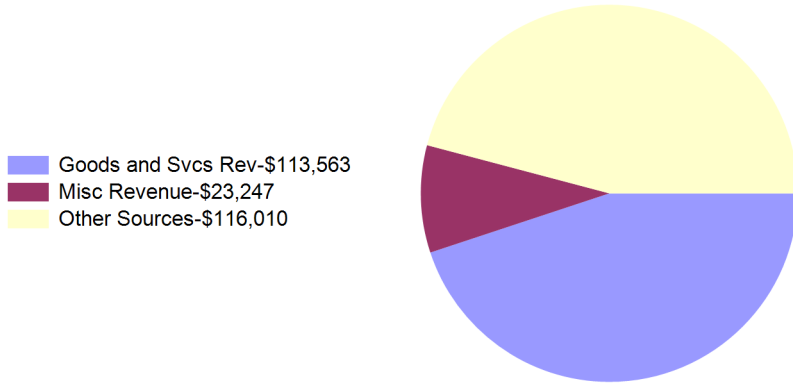


City of Casper, Wyoming

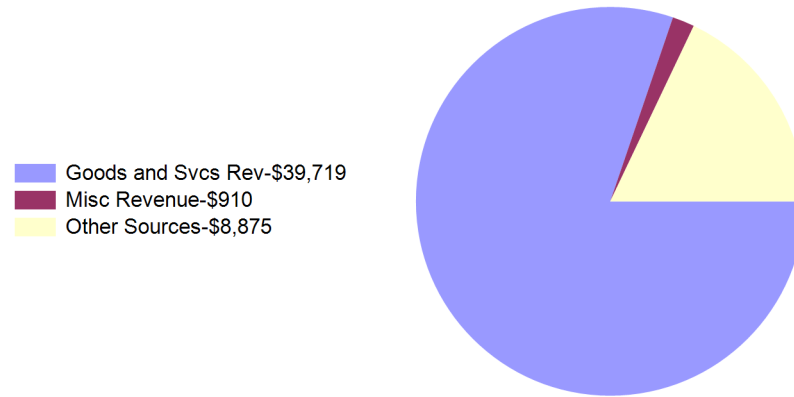
Ice Arena Fund Summary of Revenues and Expenditures

For Fiscal Year 2023 as of November 30, 2022
41.67 % OF THE FISCAL YEAR HAS ELAPSED

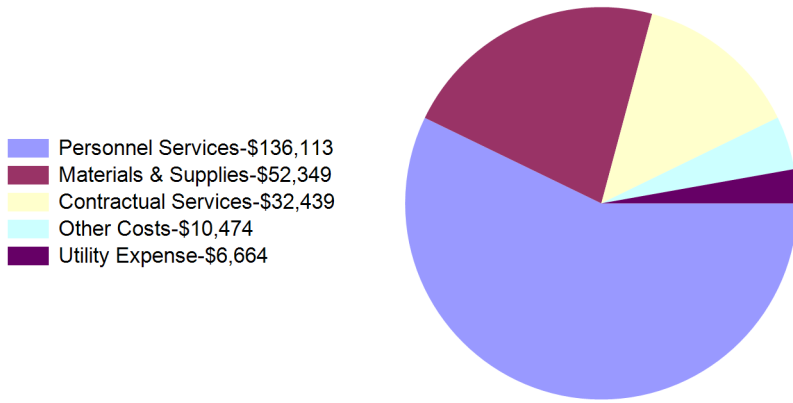
Year To Date Revenues
\$252,820



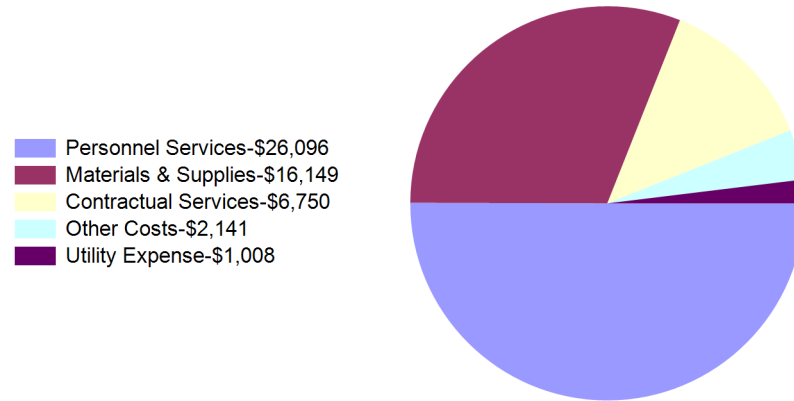
Month To Date Revenues
\$49,504



Year To Date Expenditures
\$238,038



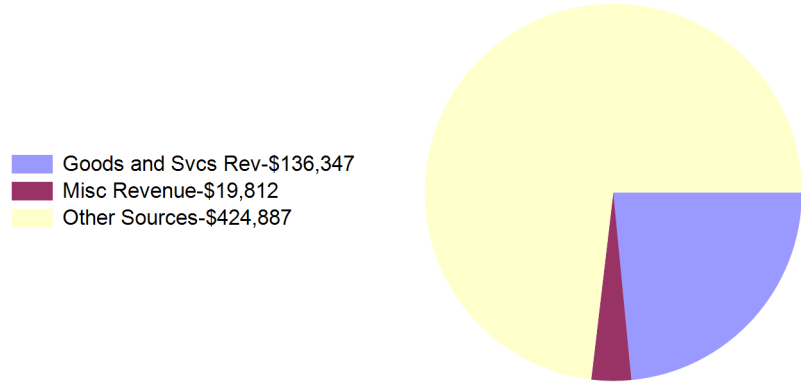
Month To Date Expenditures
\$52,145




City of Casper, Wyoming Recreation Center Fund Summary of Revenues and Expenditures

For Fiscal Year 2023 as of November 30, 2022
41.67 % OF THE FISCAL YEAR HAS ELAPSED

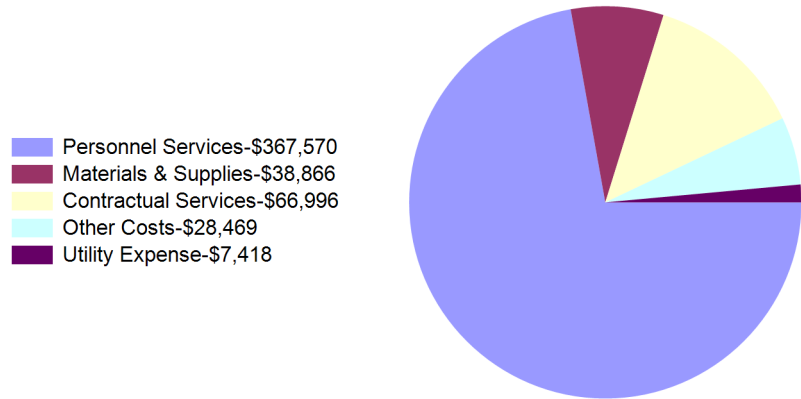
Year To Date Revenues
\$581,046



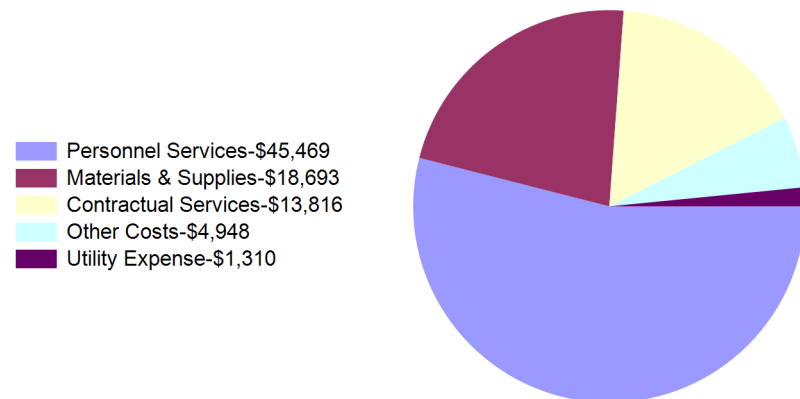
Month To Date Revenues
\$155,494



Year To Date Expenditures
\$509,319



Month To Date Expenditures
\$84,236

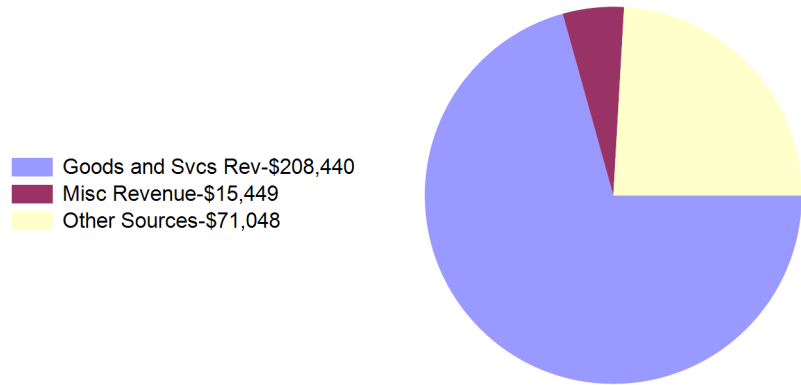


City of Casper, Wyoming

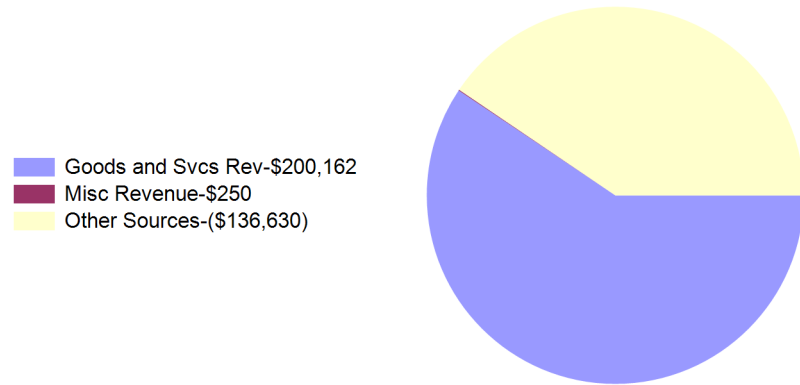
Hogadon Fund Summary of Revenues and Expenditures

For Fiscal Year 2023 as of November 30, 2022
41.67 % OF THE FISCAL YEAR HAS ELAPSED

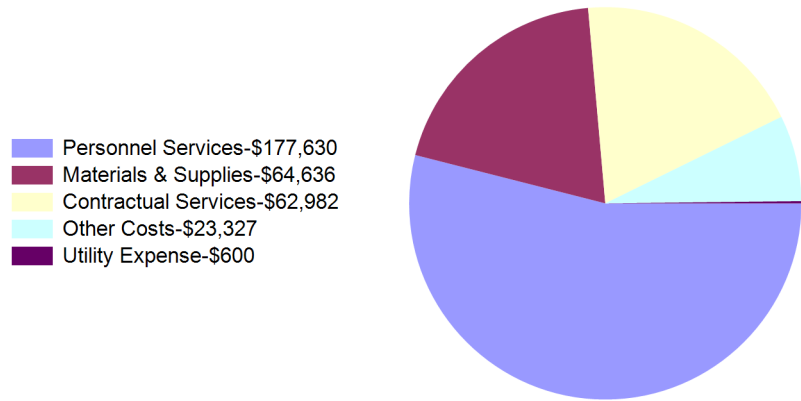
Year To Date Revenues
\$294,937



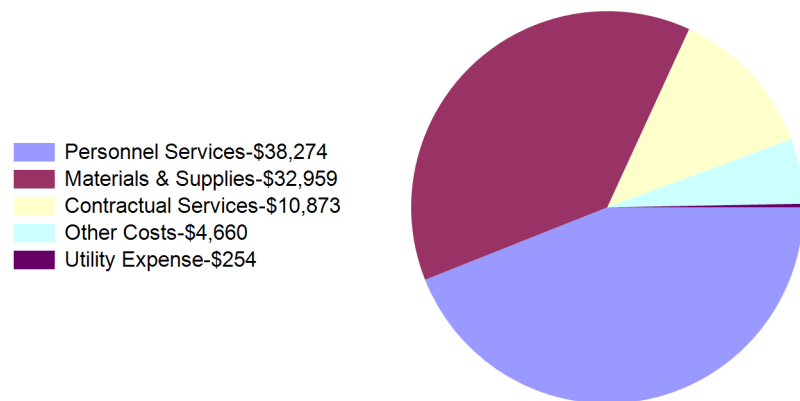
Month To Date Revenues
\$63,782



Year To Date Expenditures
\$329,174



Month To Date Expenditures
\$87,019



City of Casper, Wyoming
Ford Wyoming Center Statement of Revenues and Expenditures

For Fiscal Year 2023 as of November 30, 2022
 41.67 % OF THE FISCAL YEAR HAS ELAPSED

	<u>Revised Budget</u>	<u>Current Year To Date</u>	<u>Current Year % of Budget</u>
Revenues:			
Intergovernmental	\$ 77,165	\$ -	0.00%
Misc Revenue	15,870	5,687	35.83%
Other Sources	976,349	406,812	41.67%
Total Revenues	\$ 1,069,384	\$ 412,499	38.57%

	<u>Revised Budget</u>	<u>Current Year To Date</u>	<u>Current Year % of Budget</u>
Expenditures:			
Materials & Supplies	\$ 9,456	\$ -	0.00%
Contractual Services	979,940	438,365	44.73%
Capital Outlay	62,195	-	0.00%
Other Costs	82,763	34,485	41.67%
Total Expenditures	\$ 1,134,354	\$ 472,850	41.68%
Net Revenue (Shortfall)	\$ (64,970)	\$ (60,351)	-3.11%

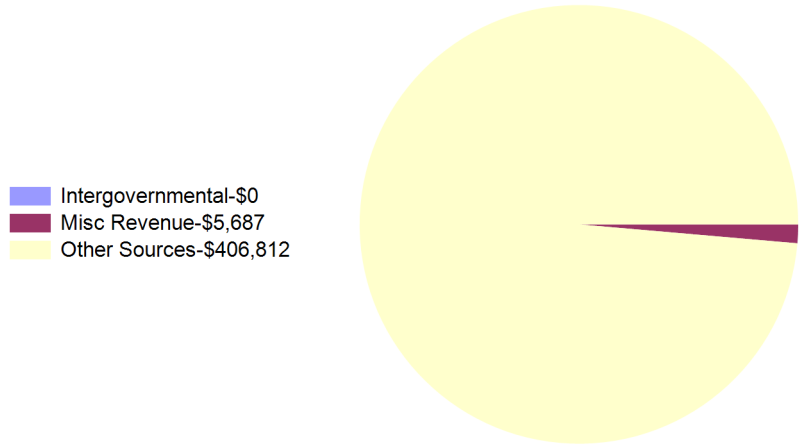
Ford Wyoming Center Summary of Cash and Investments

Cash	\$ 1,071,207
	<u>\$ 1,071,207</u>

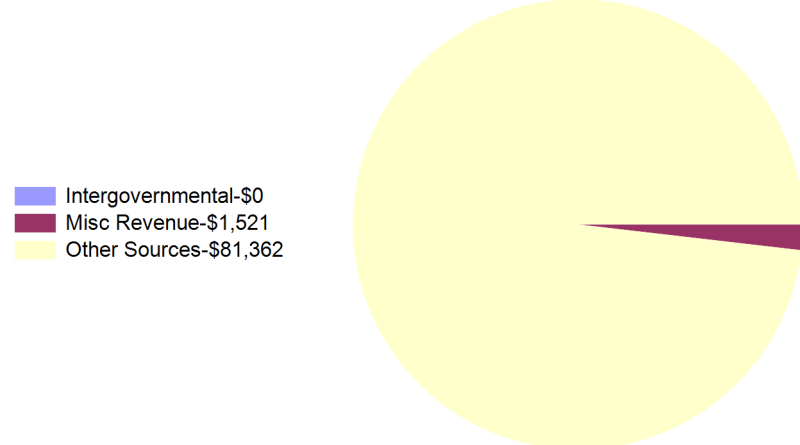
City of Casper, Wyoming Ford Wyoming Center Summary of Revenues and Expenditures

For Fiscal Year 2023 as of November 30, 2022
41.67 % OF THE FISCAL YEAR HAS ELAPSED

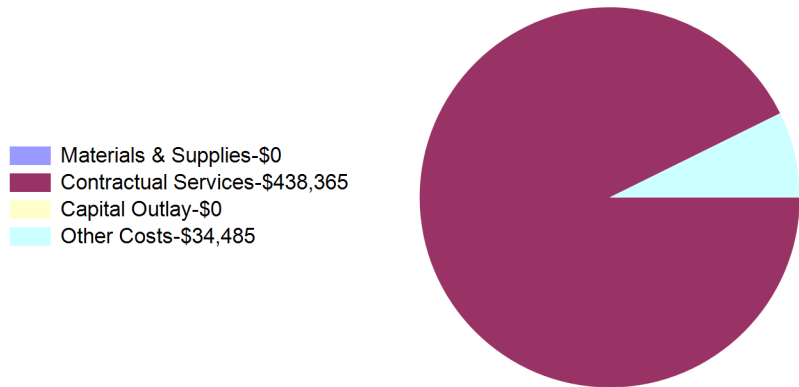
Year To Date Revenues
\$412,499



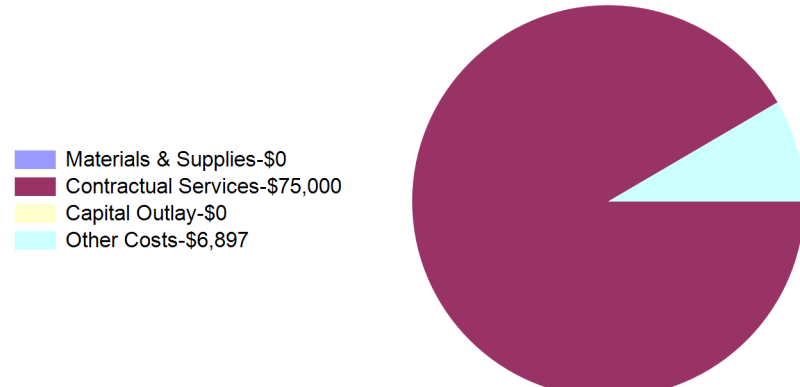
Month To Date Revenues
\$82,883



Year To Date Expenditures
\$472,850



Month To Date Expenditures
\$81,897

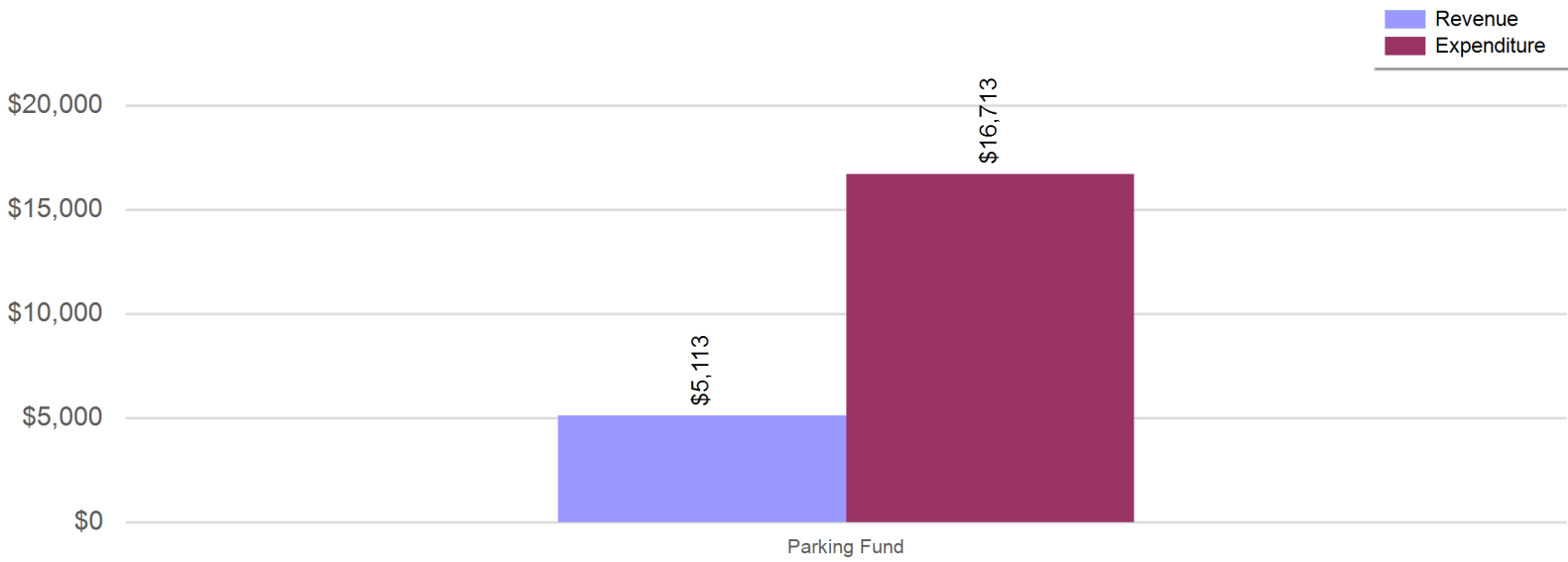


City of Casper, Wyoming
Other Enterprise Funds Balance Sheet
For Fiscal Year 2023 as of November 30, 2022
41.67 % OF THE FISCAL YEAR HAS ELAPSED

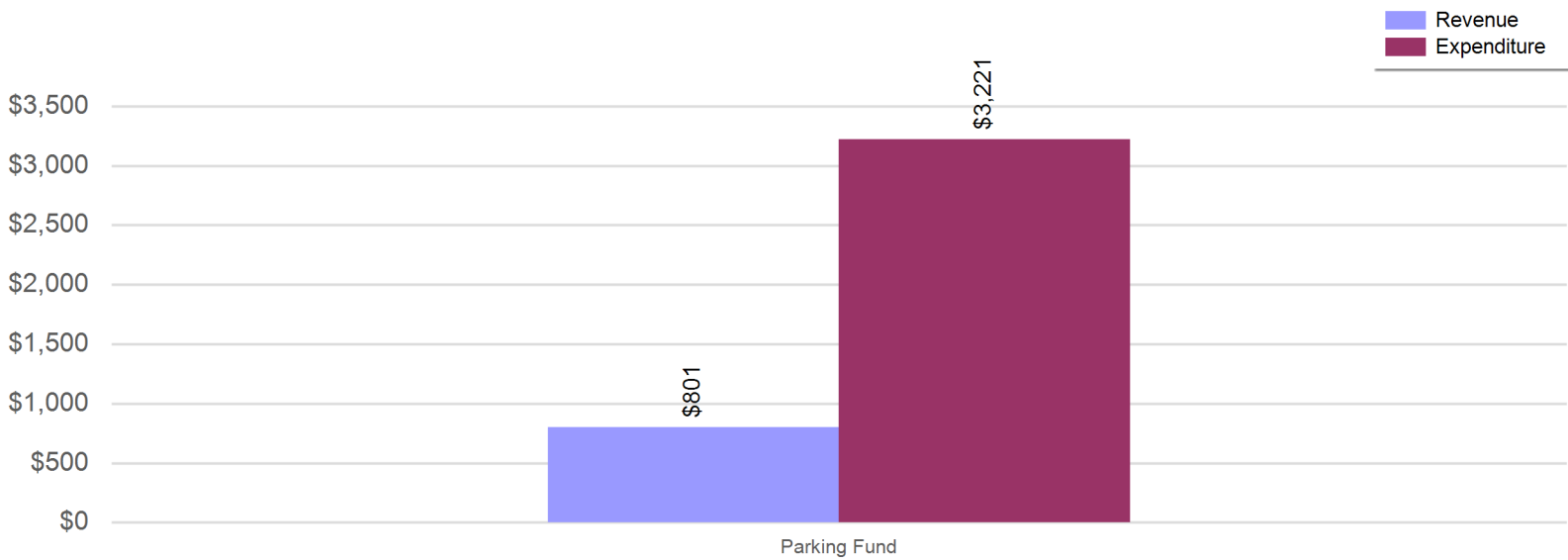
	Parking Fund
ASSETS	
Current Assets	
Cash	\$ 1,144
Investments	145,193
Market Adjustments	-
Accounts Receivable	670
Total Current Assets	147,006
Capital Assets	
Land, Buildings & Improvements	2,981,187
Equipment	55,379
Accumulated Depreciation	(2,183,419)
Total Capital Assets	853,147
Total Assets	\$ 1,000,153
LIABILITIES	
Current Liabilities	
Accounts Payable	\$ -
Total Current Liabilities	-
Total Liabilities	\$ -
NET POSITION	
Net Investment in Capital Assets	\$ 853,147
Unrestricted	147,006
Total Net Position	\$ 1,000,153

City of Casper, Wyoming
Other Enterprise Funds Revenue and Expenditure Comparison
For Fiscal Year 2023 as of November 30, 2022
41.67 % OF THE FISCAL YEAR HAS ELAPSED

Other Enterprise Funds YTD Revenue and Expenditure Comparison



Other Enterprise Funds MTD Revenue and Expenditure Comparison



City of Casper, Wyoming
Parking Lots Statement of Revenues and Expenditures

For Fiscal Year 2023 as of November 30, 2022
 41.67 % OF THE FISCAL YEAR HAS ELASPED

	Revised Budget	Current Year To Date	Current Year % of Budget
Revenues:			
Goods and Svcs Rev	\$ 1,500	\$ 530	35.33%
Misc Revenue	15,477	4,583	29.61%
Total Revenues	\$ 16,977	\$ 5,113	30.12%
	Revised Budget	Current Year To Date	Current Year % of Budget
Expenditures:			
Contractual Services	\$ 47,924	\$ 15,603	32.56%
Other Costs	2,663	1,109	41.66%
Total Expenditures	\$ 50,587	\$ 16,713	33.04%
Net Revenue (Shortfall)	\$ (33,610)	\$ (11,599)	-2.92%

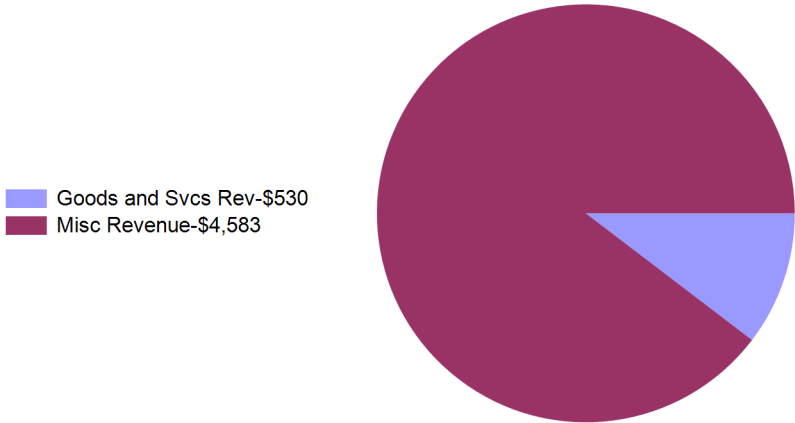
Parking Lots Summary of Cash and Investments

Cash	\$ 1,144
Investments	145,193
	\$ 146,336

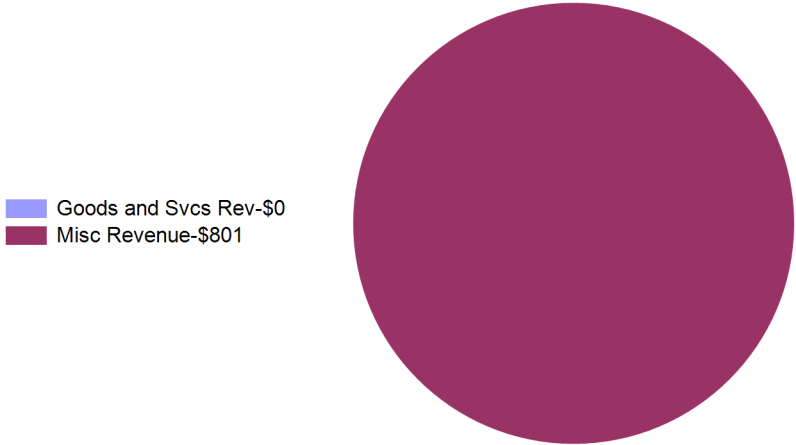
City of Casper, Wyoming Parking Lots Summary of Revenues and Expenditures

For Fiscal Year 2023 as of November 30, 2022
41.67 % OF THE FISCAL YEAR HAS ELAPSED

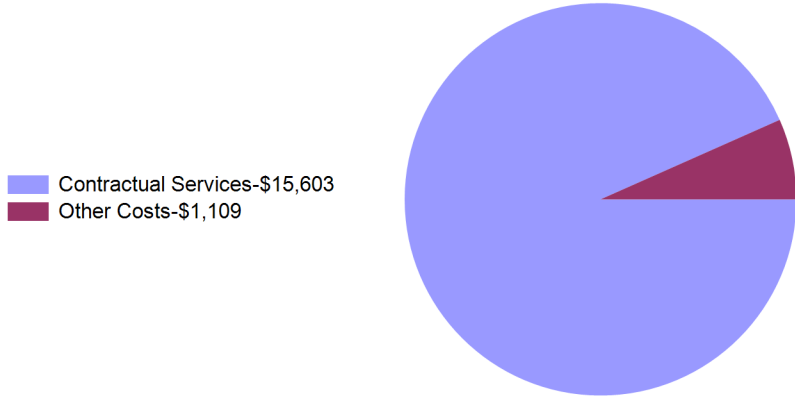
Year To Date Revenues
\$5,113



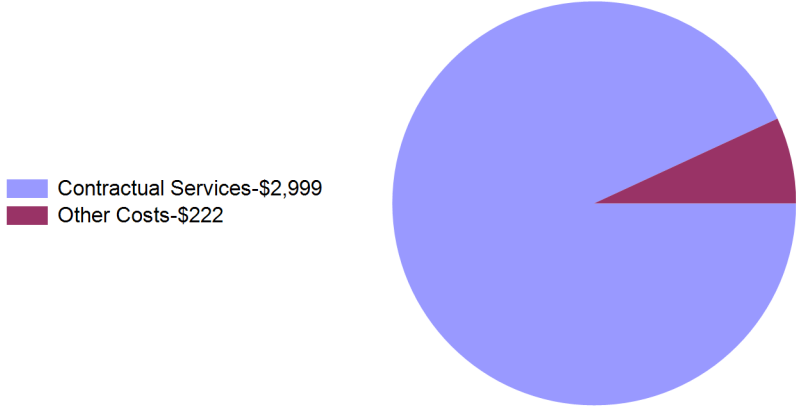
Month To Date Revenues
\$801



Year To Date Expenditures
\$16,713



Month To Date Expenditures
\$3,221



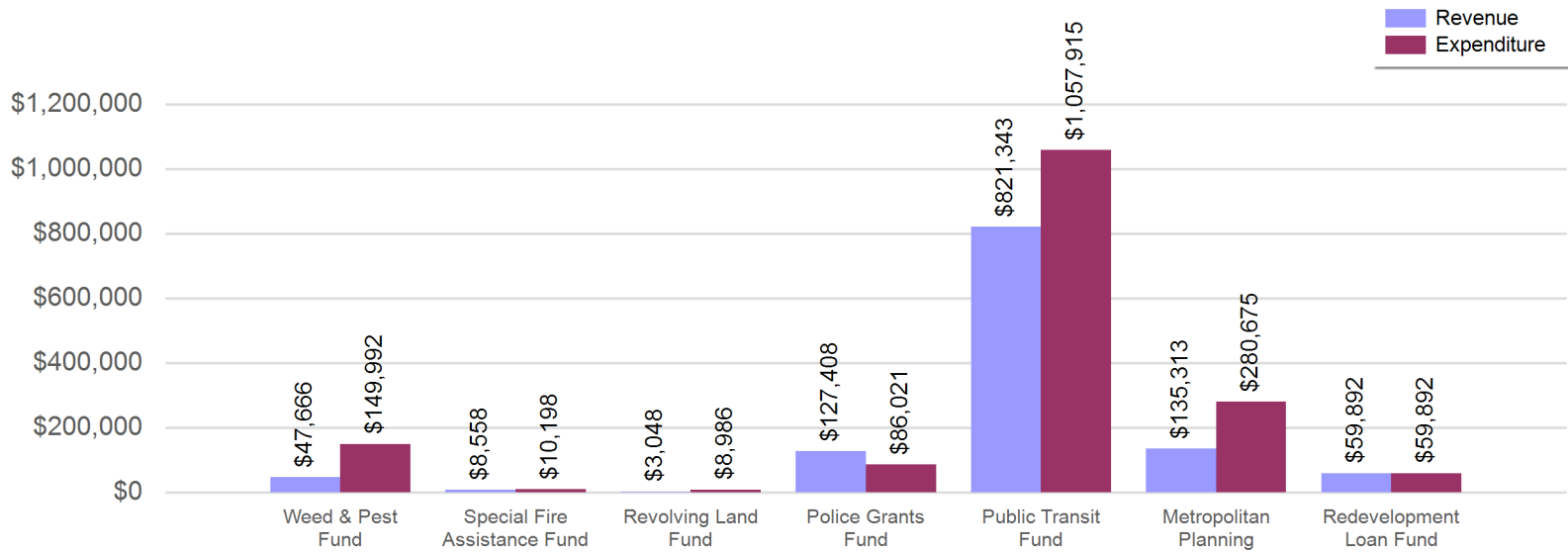
City of Casper, Wyoming
Special Revenue Funds Consolidated Balance Sheet

For Fiscal Year 2023 as of November 30, 2022
41.67 % OF THE FISCAL YEAR HAS ELAPSED

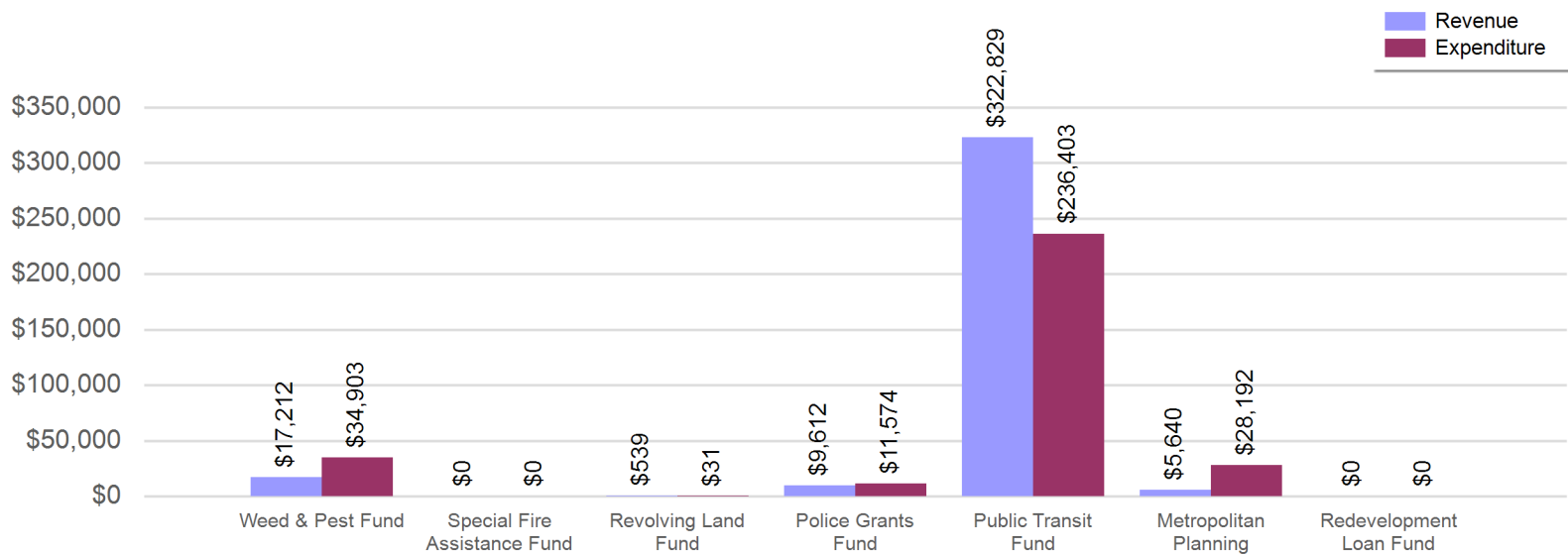
	Weed & Pest Fund	Special Fire Assistance Fund	Revolving Land Fund	Police Grants Fund	Public Transit Fund	Metropolitan Planning	Redevelopment Loan Fund
ASSETS							
Current Assets							
Cash	\$ 168,905	\$ 19,588	\$ 109,685	\$ 46,739	\$ (1,786,343)	\$ 33,874	\$ 100,937
Investments	785,020		707,446				
Market Adjustments	-		-				
Interest Receivable							4,027
Grants Receivable		-		14,643	724,634	116,674	
Loans Receivable							164,000
Accounts Receivable	-			4,999	4,170		
Prepaid Expenses						36,833	
Total Current Assets	953,925	19,588	817,130	66,381	(1,057,539)	187,381	268,964
Total Assets	\$ 953,925	\$ 19,588	\$ 817,130	\$ 66,381	\$ (1,057,539)	\$ 187,381	\$ 268,964
LIABILITIES							
Current Liabilities							
Accounts Payable	\$ 7,082	\$ -	\$ -	\$ 3,601	\$ 77,701	\$ 19,663	\$ -
Accrued Wages and Benefits Payable	13,996			2,636	48,478	10,567	
Interest Payable							4,027
Deferred Revenue					4,008		
Total Current Liabilities	21,078	-	-	6,237	130,187	30,230	4,027
Total Liabilities	\$ 21,078	\$ -	\$ -	\$ 6,237	\$ 130,187	\$ 30,230	\$ 4,027
NET POSITION							
Unrestricted	\$ 932,847	\$ 19,588	\$ 817,130	\$ 60,144	\$ (1,187,725)	\$ 157,151	\$ 264,937
Total Net Position	\$ 932,847	\$ 19,588	\$ 817,130	\$ 60,144	\$ (1,187,725)	\$ 157,151	\$ 264,937

City of Casper, Wyoming
Special Revenue Funds Funds Revenue and Expenditure Comparison
 For Fiscal Year 2023 as of November 30, 2022
 41.67 % OF THE FISCAL YEAR HAS ELAPSED

Special Revenue Funds YTD Revenue and Expenditure Comparison



Special Revenue Funds MTD Revenue and Expenditure Comparison



City of Casper, Wyoming
Weed & Pest Fund Statement of Revenues and Expenditures
For Fiscal Year 2023 as of November 30, 2022
41.67 % OF THE FISCAL YEAR HAS ELAPSED

	<u>Revised Budget</u>	<u>Current Year To Date</u>	<u>Current Year % of Budget</u>
Revenues:			
Local Taxes	\$ 800,000	\$ 34,216	4.28%
Misc Revenue	2,897	13,450	464.28%
Total Revenues	\$ 802,897	\$ 47,666	5.94%

	<u>Revised Budget</u>	<u>Current Year To Date</u>	<u>Current Year % of Budget</u>
Expenditures:			
Personnel Services	\$ 303,560	\$ 102,610	33.80%
Materials & Supplies	87,616	12,197	13.92%
Contractual Services	112,886	28,755	25.47%
Capital Outlay	207,000	-	0.00%
Other Costs	14,253	4,152	29.13%
Utility Expense	300	2,278	759.42%
Total Expenditures	\$ 725,615	\$ 149,992	20.67%

Net Revenue (Shortfall) \$ 77,282 \$ (102,326) -14.73%

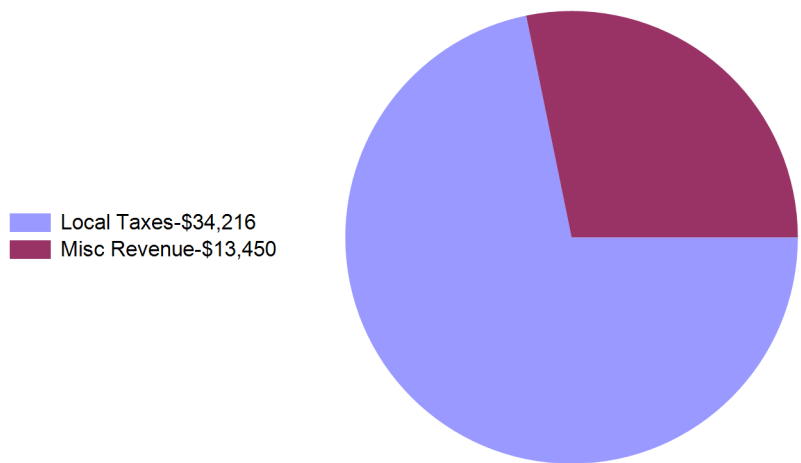
Weed & Pest Fund Summary of Cash and Investments

Cash	\$ 168,905
Investments	785,020
	<u>\$ 953,925</u>

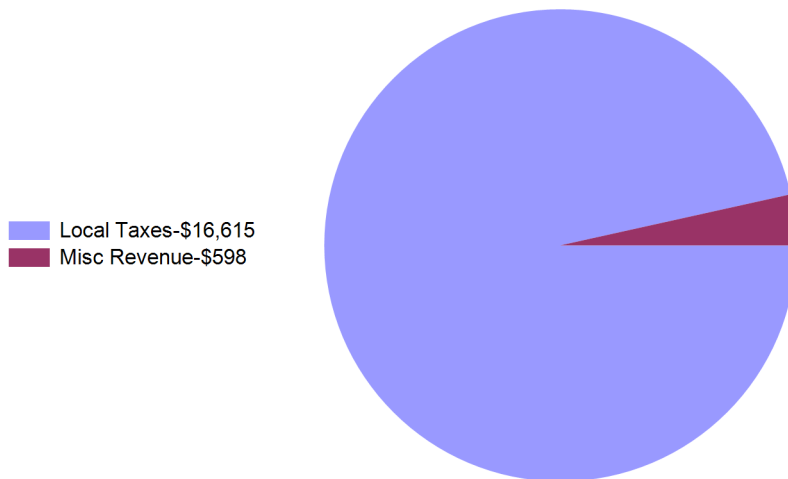
City of Casper, Wyoming Weed & Pest Fund Summary of Revenues and Expenditures

For Fiscal Year 2023 as of November 30, 2022
41.67 % OF THE FISCAL YEAR HAS ELAPSED

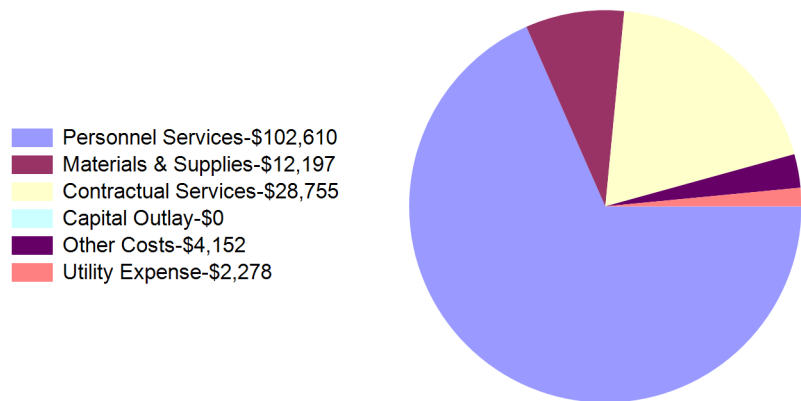
Year To Date Revenues
\$47,666



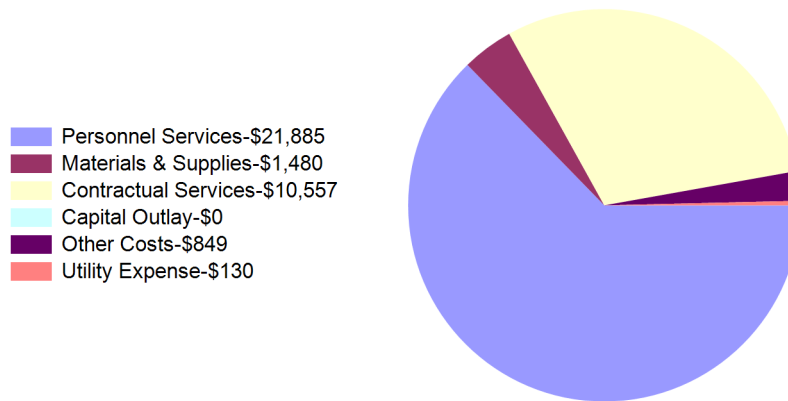
Month To Date Revenues
\$17,212



Year To Date Expenditures
\$149,992



Month To Date Expenditures
\$34,903



City of Casper, Wyoming
Special Fire Assistance Fund Statement of Revenues and Expenditures
For Fiscal Year 2023 as of November 30, 2022
41.67 % OF THE FISCAL YEAR HAS ELAPSED

	<u>Revised Budget</u>	<u>Current Year To Date</u>	<u>Current Year % of Budget</u>
Revenues:			
Intergovernmental	\$ 351,087	\$ 8,558	2.44%
Misc Revenue	109,985	-	0.00%
Total Revenues	\$ 461,072	\$ 8,558	1.86%

	<u>Revised Budget</u>	<u>Current Year To Date</u>	<u>Current Year % of Budget</u>
Expenditures:			
Personnel Services	\$ 59,985	\$ -	0.00%
Materials & Supplies	200,162	10,198	5.09%
Capital Outlay	200,926	-	0.00%
Total Expenditures	\$ 461,073	\$ 10,198	2.21%
Net Revenue (Shortfall)	\$ (1)	\$ (1,640)	-0.36%

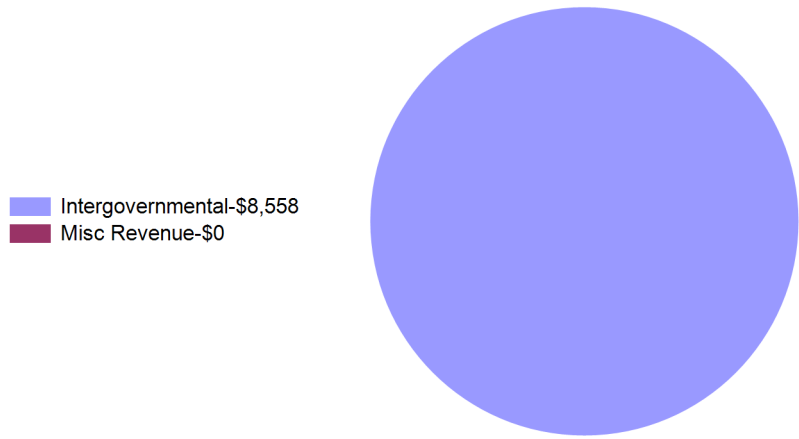
Special Fire Assistance Fund Summary of Cash and Investments

Cash	\$ 19,588
Investments	-
	<u>\$ 19,588</u>

City of Casper, Wyoming Special Fire Assistance Fund Summary of Revenues and Expenditures

For Fiscal Year 2023 as of November 30, 2022
41.67 % OF THE FISCAL YEAR HAS ELAPSED

Year To Date Revenues
\$8,558



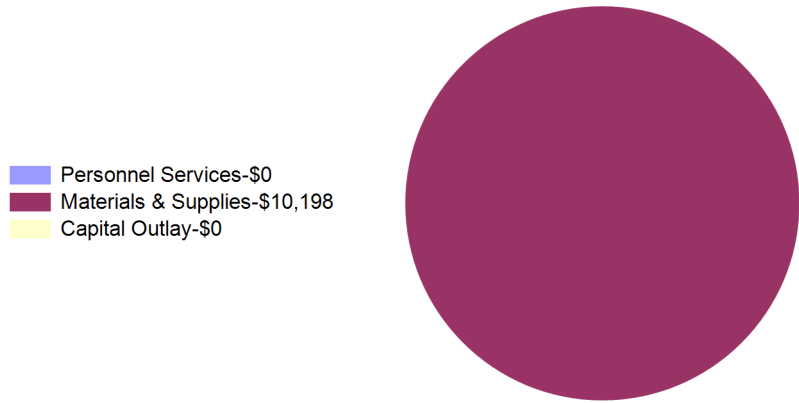
Intergovernmental-\$8,558
Misc Revenue-\$0

Month To Date Revenues
\$0



Intergovernmental-\$0
Misc Revenue-\$0

Year To Date Expenditures
\$10,198



Personnel Services-\$0
Materials & Supplies-\$10,198
Capital Outlay-\$0

Month To Date Expenditures
\$0



Personnel Services-\$0
Materials & Supplies-\$0
Capital Outlay-\$0

City of Casper, Wyoming
Revolving Land Fund Statement of Revenues and Expenditures

For Fiscal Year 2023 as of November 30, 2022
 41.67 % OF THE FISCAL YEAR HAS ELAPSED

	Revised Budget	Current Year To Date	Current Year % of Budget
Revenues:			
Misc Revenue	\$ 5,849	\$ 3,048	52.12%
Other Sources	1,725,000	-	0.00%
Total Revenues	\$ 1,730,849	\$ 3,048	0.18%
	Revised Budget	Current Year To Date	Current Year % of Budget
Expenditures:			
Contractual Services	\$ 45,295	\$ 8,986	19.84%
Capital Outlay	645,000	-	0.00%
Total Expenditures	\$ 690,295	\$ 8,986	1.30%
Net Revenue (Shortfall)	\$ 1,040,554	\$ (5,938)	-1.13%

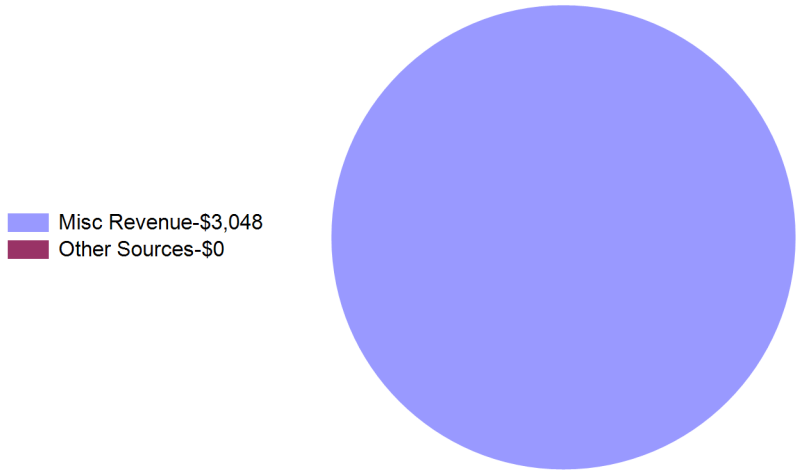
Revolving Land Fund Summary of Cash and Investments

Cash	\$	109,685
Investments		707,446
	\$	817,130

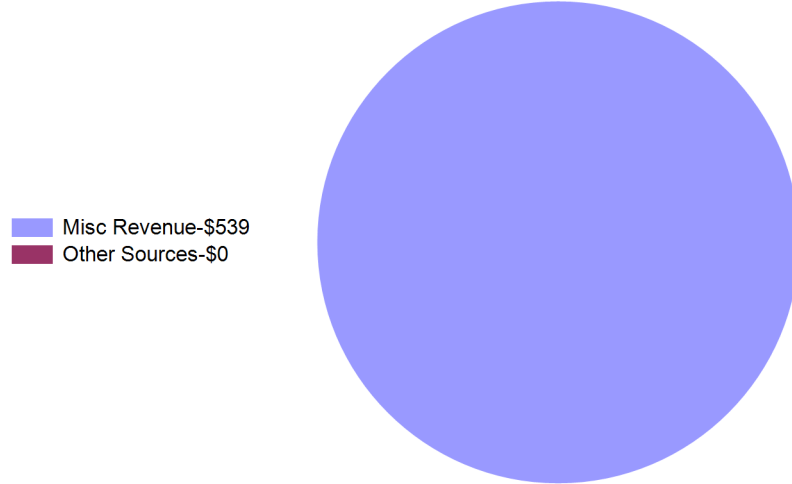
City of Casper, Wyoming Revolving Land Fund Summary of Revenues and Expenditures

For Fiscal Year 2023 as of November 30, 2022
41.67 % OF THE FISCAL YEAR HAS ELAPSED

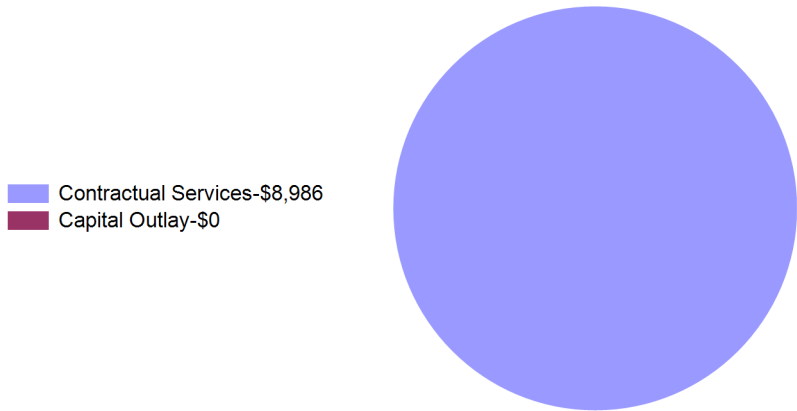
Year To Date Revenues
\$3,048



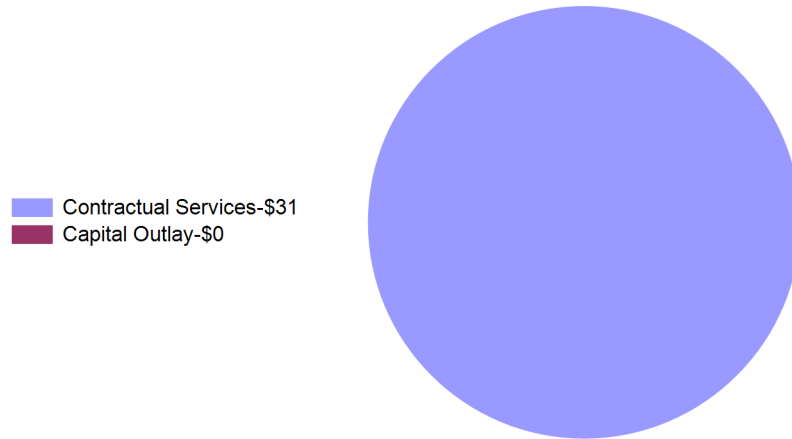
Month To Date Revenues
\$539



Year To Date Expenditures
\$8,986



Month To Date Expenditures
\$31

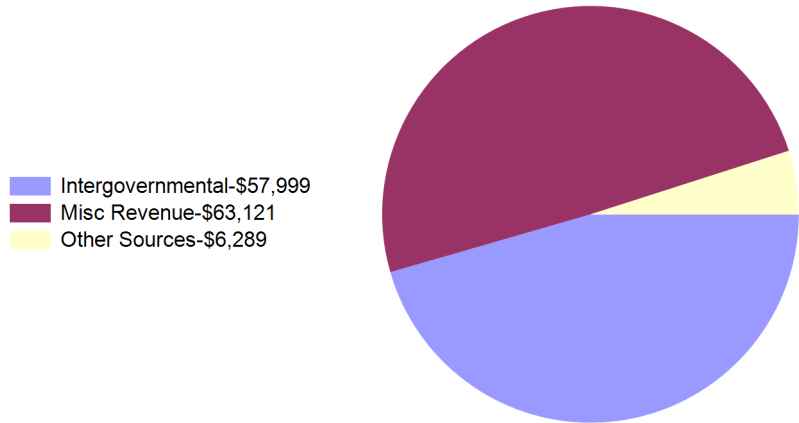


City of Casper, Wyoming

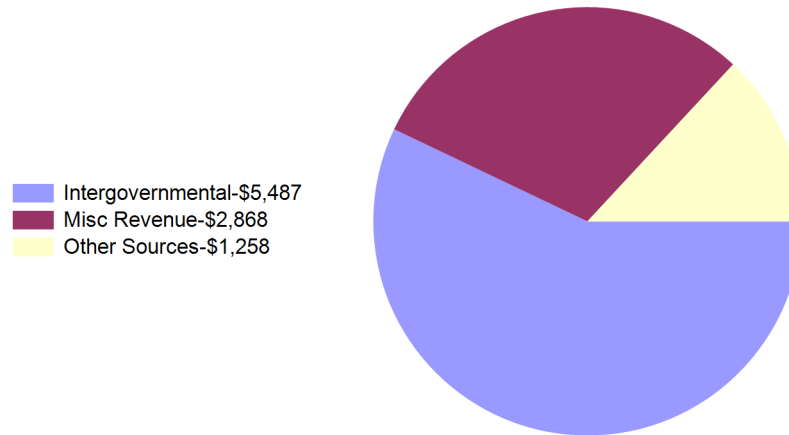
Police Grants Fund Summary of Revenues and Expenditures

For Fiscal Year 2023 as of November 30, 2022
41.67 % OF THE FISCAL YEAR HAS ELAPSED

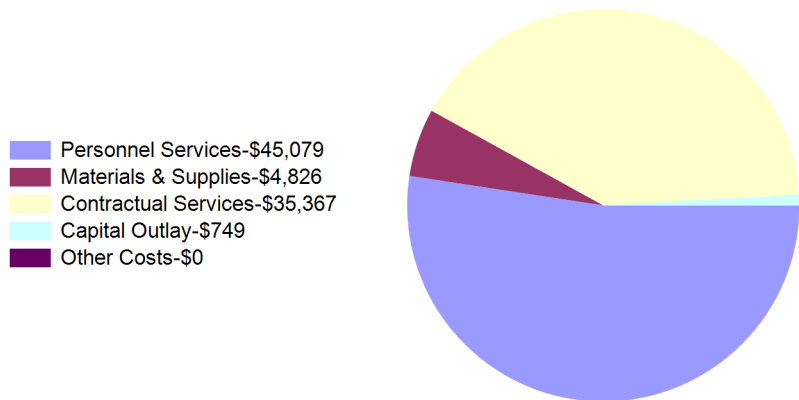
Year To Date Revenues
\$127,408



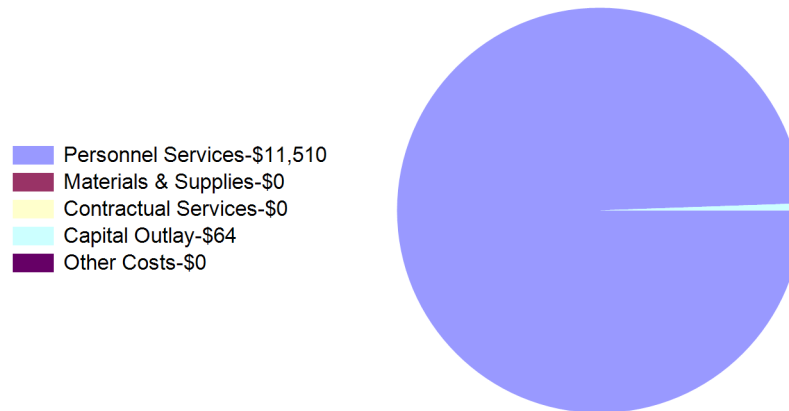
Month To Date Revenues
\$9,612



Year To Date Expenditures
\$86,021



Month To Date Expenditures
\$11,574



City of Casper, Wyoming
Public Transit Fund Statement of Revenues and Expenditures

For Fiscal Year 2023 as of November 30, 2022
41.67 % OF THE FISCAL YEAR HAS ELAPSED

	<u>Revised Budget</u>	<u>Current Year To Date</u>	<u>Current Year % of Budget</u>
Revenues:			
Intergovernmental	\$ 3,586,542	\$ 699,900	19.51%
Goods and Svcs Rev	90,000	44,109	49.01%
Misc Revenue	150,852	-	0.00%
Other Sources	458,485	77,334	16.87%
Total Revenues	\$ 4,285,879	\$ 821,343	19.16%

	<u>Revised Budget</u>	<u>Current Year To Date</u>	<u>Current Year % of Budget</u>
Expenditures:			
Personnel Services	\$ 1,828,159	\$ 731,146	39.99%
Materials & Supplies	234,700	94,715	40.36%
Contractual Services	314,780	106,913	33.96%
Capital Outlay	1,855,899	116,697	6.29%
Other Costs	152,303	6,090	4.00%
Utility Expense	17,600	2,354	13.38%
Total Expenditures	\$ 4,403,441	\$ 1,057,915	24.02%

Net Revenue (Shortfall) \$ (117,562) \$ (236,571) **-4.86%**

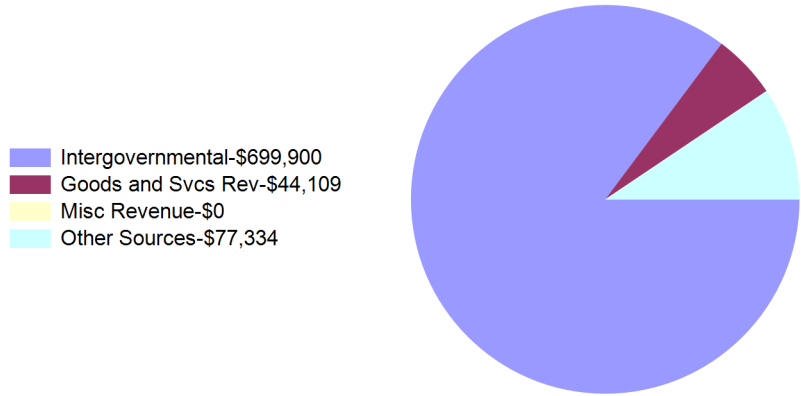
Public Transit Fund Summary of Cash and Investments

Cash	\$ (1,786,343)
Investments	-
	<u>\$ (1,786,343)</u>

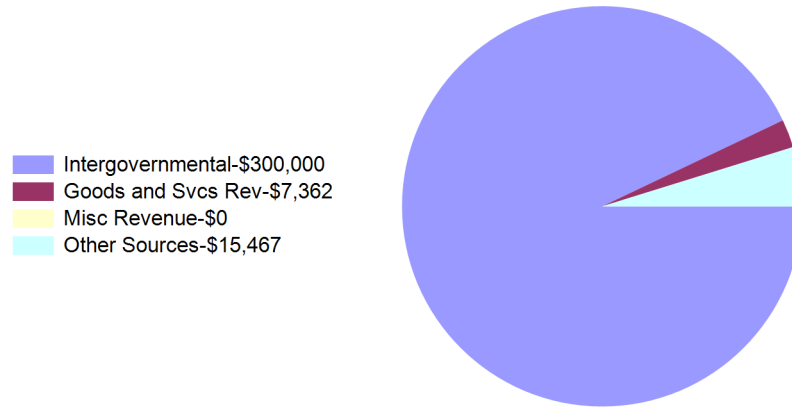
City of Casper, Wyoming Public Transit Fund Summary of Revenues and Expenditures

For Fiscal Year 2023 as of November 30, 2022
41.67 % OF THE FISCAL YEAR HAS ELAPSED

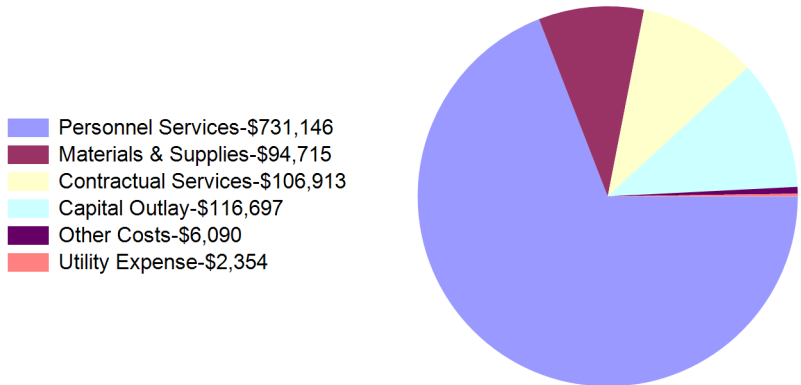
Year To Date Revenues
\$821,343



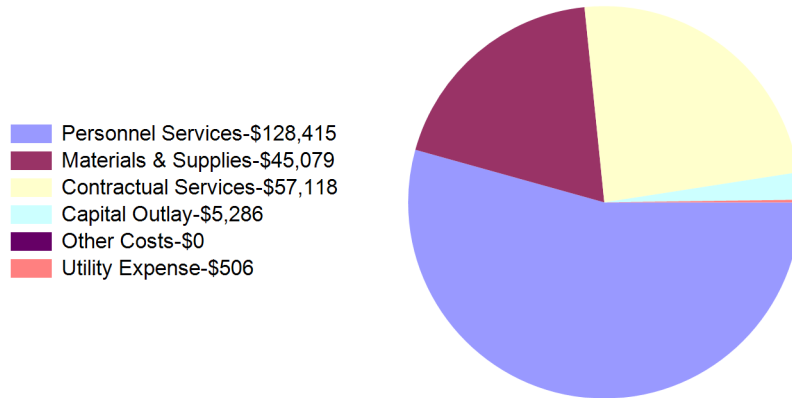
Month To Date Revenues
\$322,829



Year To Date Expenditures
\$1,057,915



Month To Date Expenditures
\$236,403



City of Casper, Wyoming
Metropolitan Planning Fund Statement of Revenues and Expenditures
For Fiscal Year 2023 as of November 30, 2022
41.67 % OF THE FISCAL YEAR HAS ELASPED

	<u>Revised Budget</u>	<u>Current Year To Date</u>	<u>Current Year % of Budget</u>
Revenues:			
Intergovernmental	\$ 1,457,634	\$ 107,111	7.35%
Misc Revenue	24,642	-	0.00%
Other Sources	67,684	28,202	41.67%
Total Revenues	\$ 1,549,960	\$ 135,313	8.73%

	<u>Revised Budget</u>	<u>Current Year To Date</u>	<u>Current Year % of Budget</u>
Expenditures:			
Personnel Services	\$ 370,017	\$ 120,155	32.47%
Materials & Supplies	8,000	1,065	13.31%
Contractual Services	2,000	508	25.38%
Capital Outlay	1,167,741	152,964	13.10%
Other Costs	13,910	5,984	43.02%
Total Expenditures	\$ 1,561,668	\$ 280,675	17.97%
Net Revenue (Shortfall)	\$ (11,708)	\$ (145,362)	-9.24%

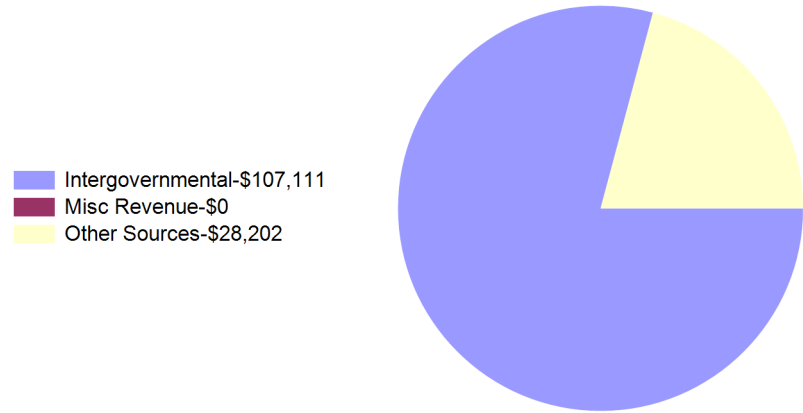
Metropolitan Planning Fund Summary of Cash and Investments

Cash	\$ 33,874
Investments	-
	<u>\$ 33,874</u>


City of Casper, Wyoming Metropolitan Planning Fund Summary of Revenues and Expenditures

For Fiscal Year 2023 as of November 30, 2022
41.67 % OF THE FISCAL YEAR HAS ELAPSED

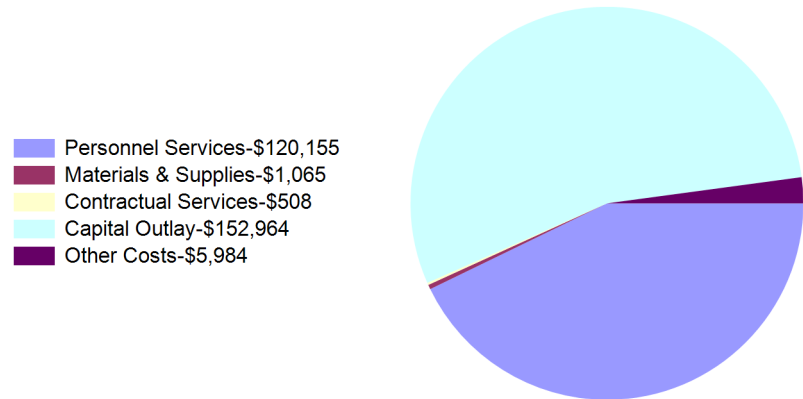
Year To Date Revenues
\$135,313



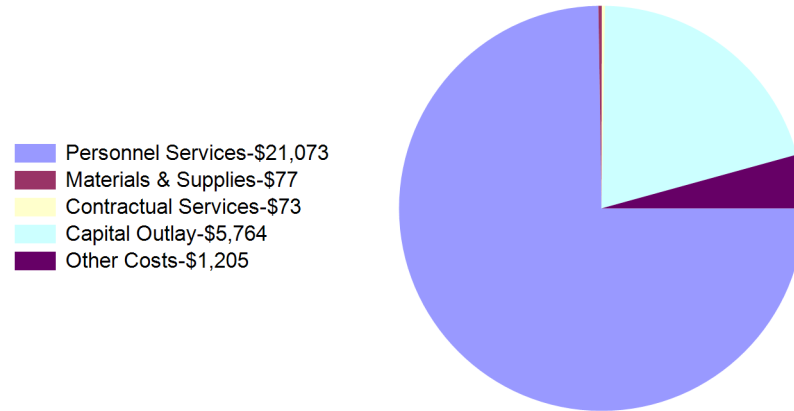
Month To Date Revenues
\$5,640



Year To Date Expenditures
\$280,675



Month To Date Expenditures
\$28,192



City of Casper, Wyoming
Redevelopment Loan Fund Statement of Revenues and Expenditures

For Fiscal Year 2023 as of November 30, 2022
 41.67 % OF THE FISCAL YEAR HAS ELAPSED

	<u>Revised Budget</u>	<u>Current Year To Date</u>	<u>Current Year % of Budget</u>
Revenues:			
Other Sources	\$ 63,157	\$ 59,892	94.83%
Total Revenues	\$ 63,157	\$ 59,892	94.83%
	<u>Revised Budget</u>	<u>Current Year To Date</u>	<u>Current Year % of Budget</u>
Expenditures:			
Debt Service	\$ 63,157	\$ 59,892	94.83%
Total Expenditures	\$ 63,157	\$ 59,892	94.83%
Net Revenue (Shortfall)	\$ -	\$ -	0.00%

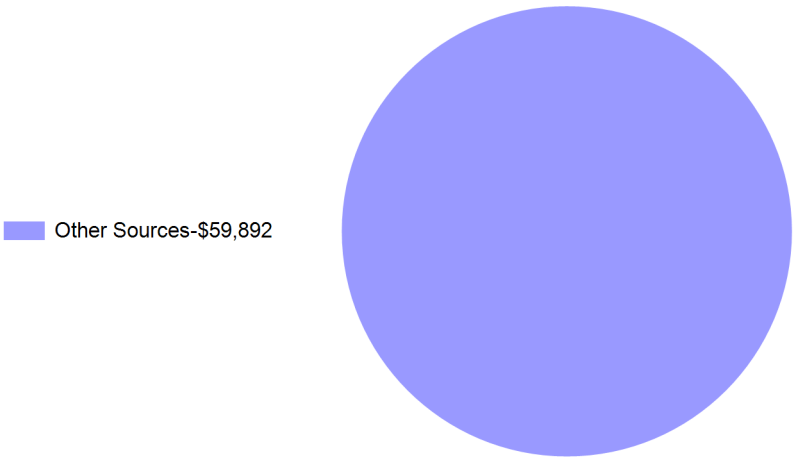
Redevelopment Loan Fund Summary of Cash and Investments

Cash	\$ 100,937
Investments	-
	<u>\$ 100,937</u>

City of Casper, Wyoming Redevelopment Loan Fund Summary of Revenues and Expenditures

For Fiscal Year 2023 as of November 30, 2022
41.67 % OF THE FISCAL YEAR HAS ELAPSED

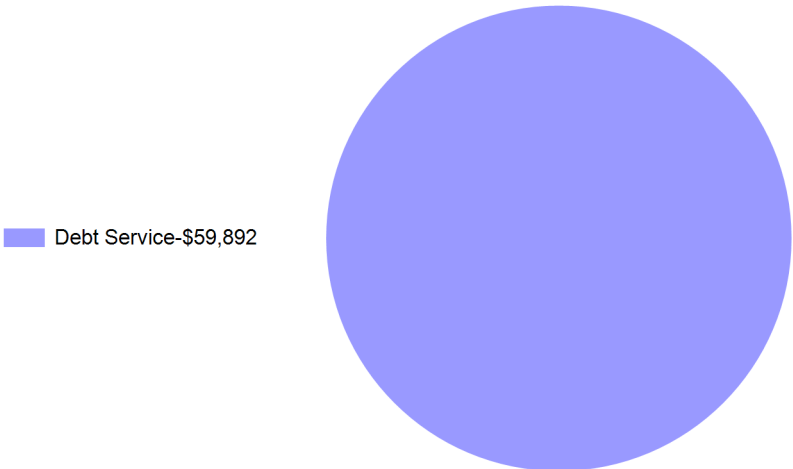
Year To Date Revenues
\$59,892



Month To Date Revenues
\$0



Year To Date Expenditures
\$59,892



Month To Date Expenditures
\$0

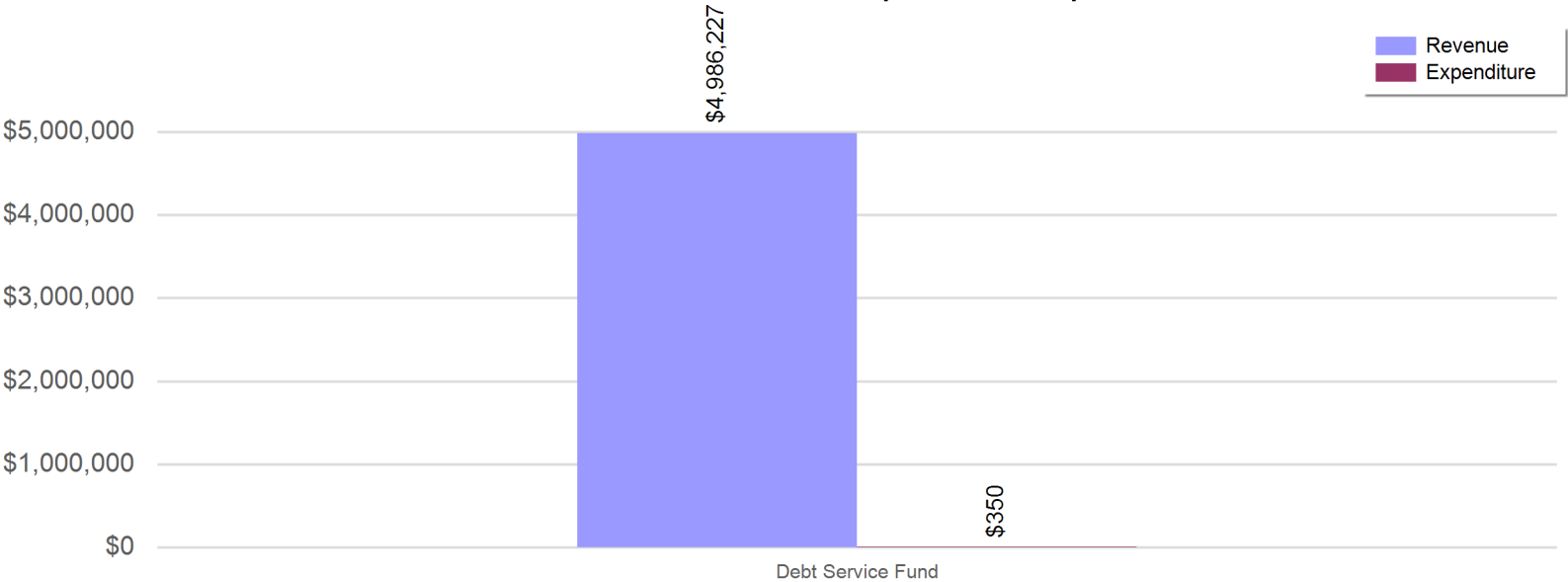


City of Casper, Wyoming
Debt Service Funds Balance Sheet
For Fiscal Year 2023 as of November 30, 2022
41.67 % OF THE FISCAL YEAR HAS ELAPSED

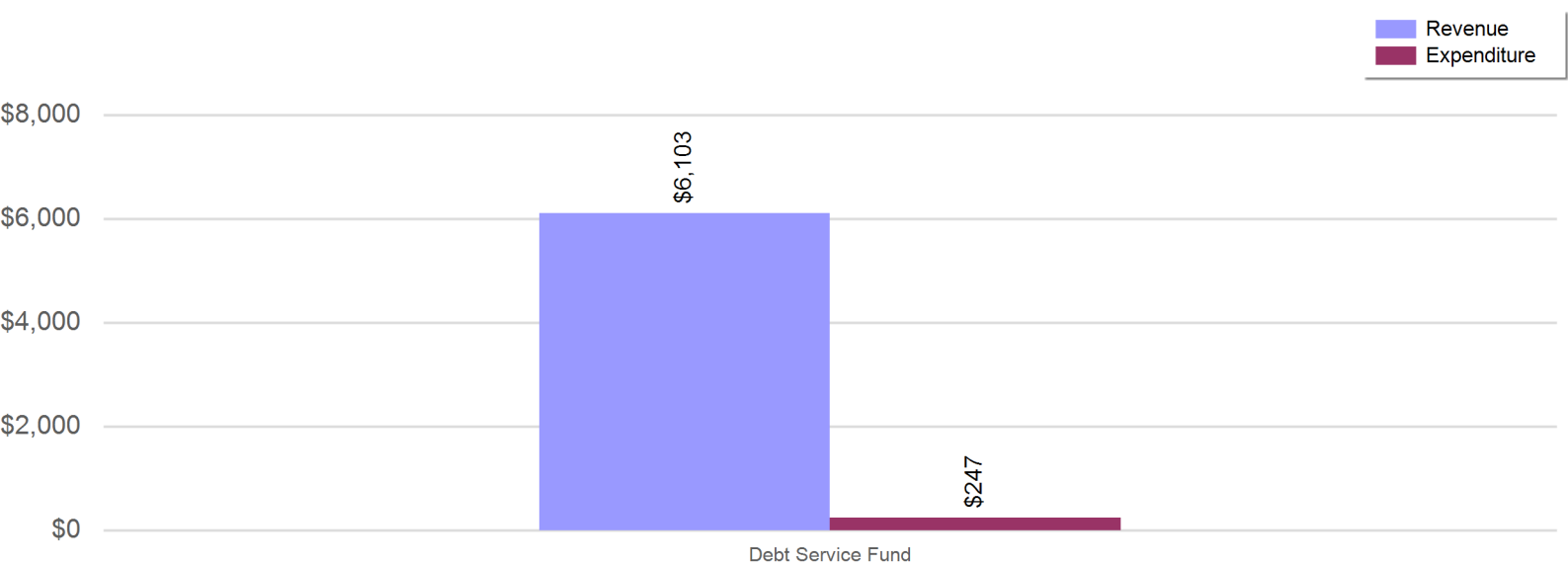
	<u>Debt Service Fund</u>
ASSETS	
Current Assets	
Cash	\$ 217,257
Investments	5,544,620
Market Adjustments	-
Interest Receivable	11,058
Loans Receivable	116,620
Accounts Receivable	(23,665)
Total Current Assets	<u>5,865,890</u>
Total Assets	<u>\$ 5,865,890</u>
LIABILITIES	
Current Liabilities	
Accounts Payable	\$ -
Deferred Revenue	116,164
Total Current Liabilities	<u>116,164</u>
Total Liabilities	<u>\$ 116,164</u>
NET POSITION	
Unrestricted	\$ 5,749,726
Total Net Position	<u>\$ 5,749,726</u>

City of Casper, Wyoming
Debt Service Funds Revenue and Expenditure Comparison
For Fiscal Year 2023 as of November 30, 2022
41.67 % OF THE FISCAL YEAR HAS ELAPSED

Debt Service Funds YTD Revenue and Expenditure Comparison



Debt Service Funds MTD Revenue and Expenditure Comparison



City of Casper, Wyoming
Local Assessment District Fund Statement of Revenues and Expenditures

For Fiscal Year 2023 as of November 30, 2022
 41.67 % OF THE FISCAL YEAR HAS ELAPSED

	Revised Budget	Current Year To Date	Current Year % of Budget
Revenues:			
Misc Revenue	\$ 108,788	\$ 29,755	27.35%
Other Sources	4,956,472	4,956,472	100.00%
Total Revenues	\$ 5,065,260	\$ 4,986,227	98.44%
	Revised Budget	Current Year To Date	Current Year % of Budget
Expenditures:			
Contractual Services	\$ 6,538	\$ 350	5.36%
Debt Service	364,706	-	0.00%
Transfers Out	118,374	-	0.00%
Total Expenditures	\$ 489,618	\$ 350	0.07%
Net Revenue (Shortfall)	\$ 4,575,642	\$ 4,985,876	98.37%

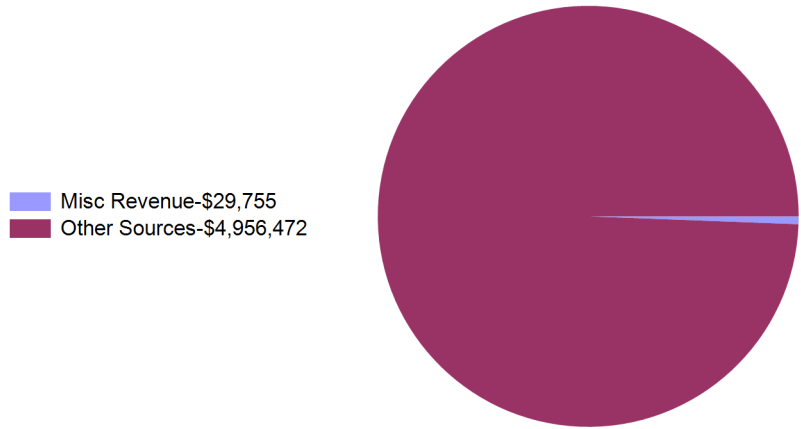
Local Assessment District Fund Summary of Cash and Investments

Cash	\$ 217,257
Investments	5,544,620
	\$ 5,761,877

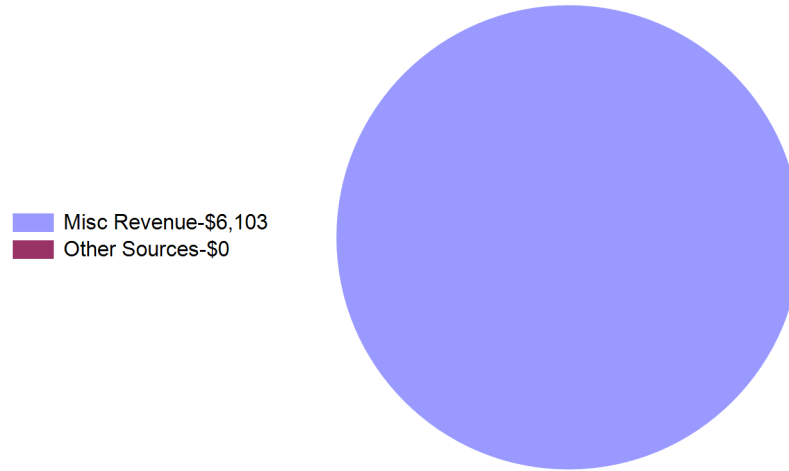
City of Casper, Wyoming Local Assessment District Fund Summary of Revenues and Expenditures

For Fiscal Year 2023 as of November 30, 2022
41.67 % OF THE FISCAL YEAR HAS ELAPSED

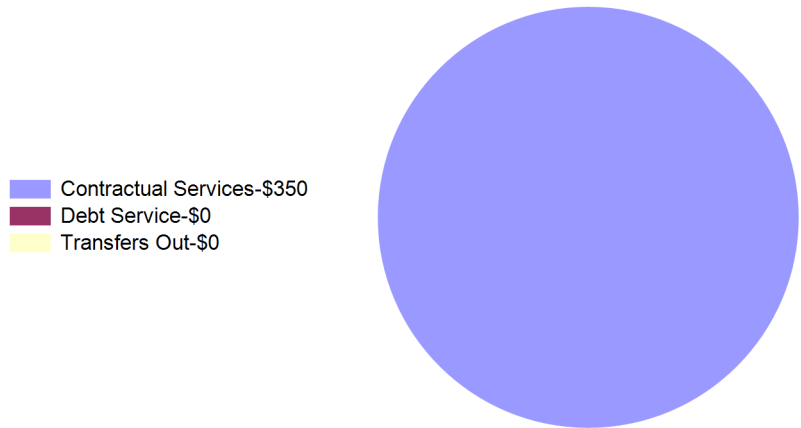
Year To Date Revenues
\$4,986,227



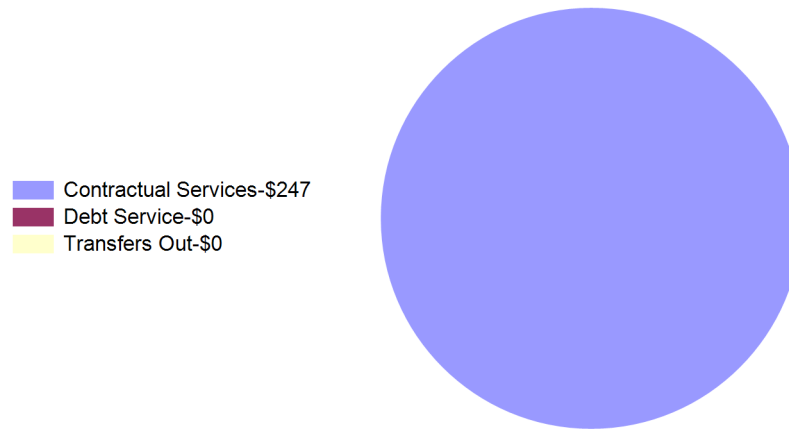
Month To Date Revenues
\$6,103



Year To Date Expenditures
\$350



Month To Date Expenditures
\$247



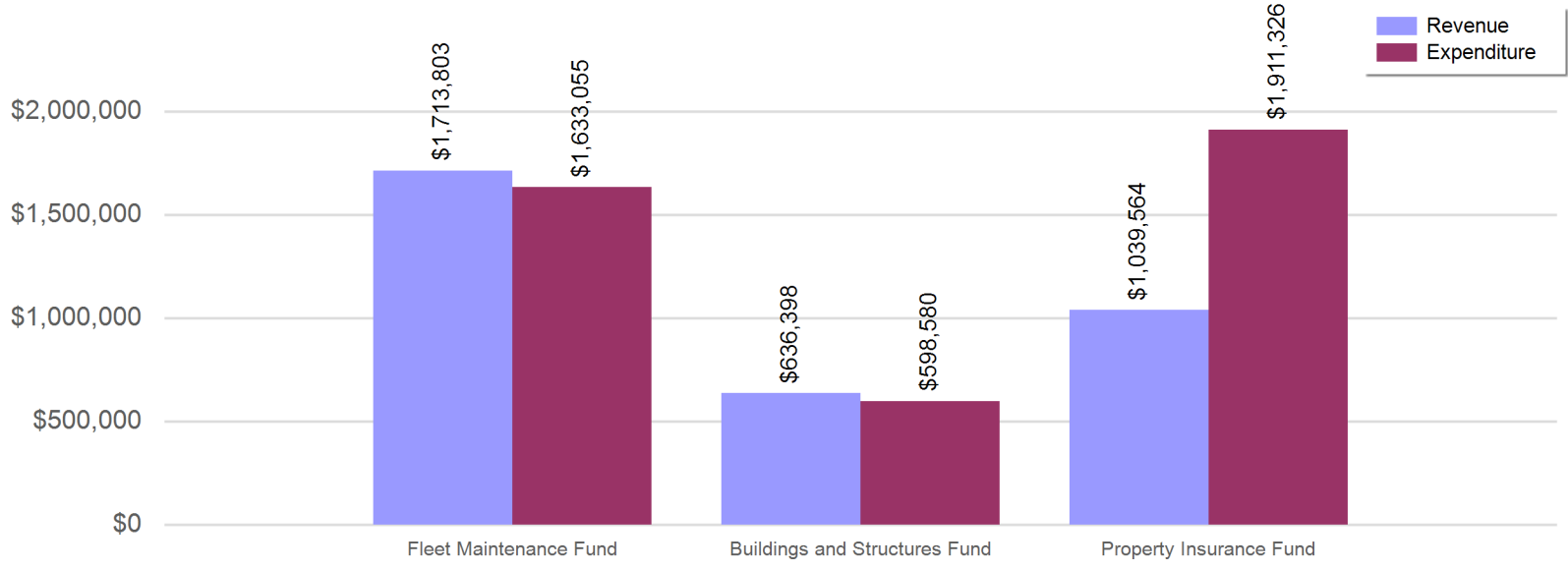
City of Casper, Wyoming
Internal Service Funds Consolidated Balance Sheet

For Fiscal Year 2023 as of November 30, 2022
41.67 % OF THE FISCAL YEAR HAS ELAPSED

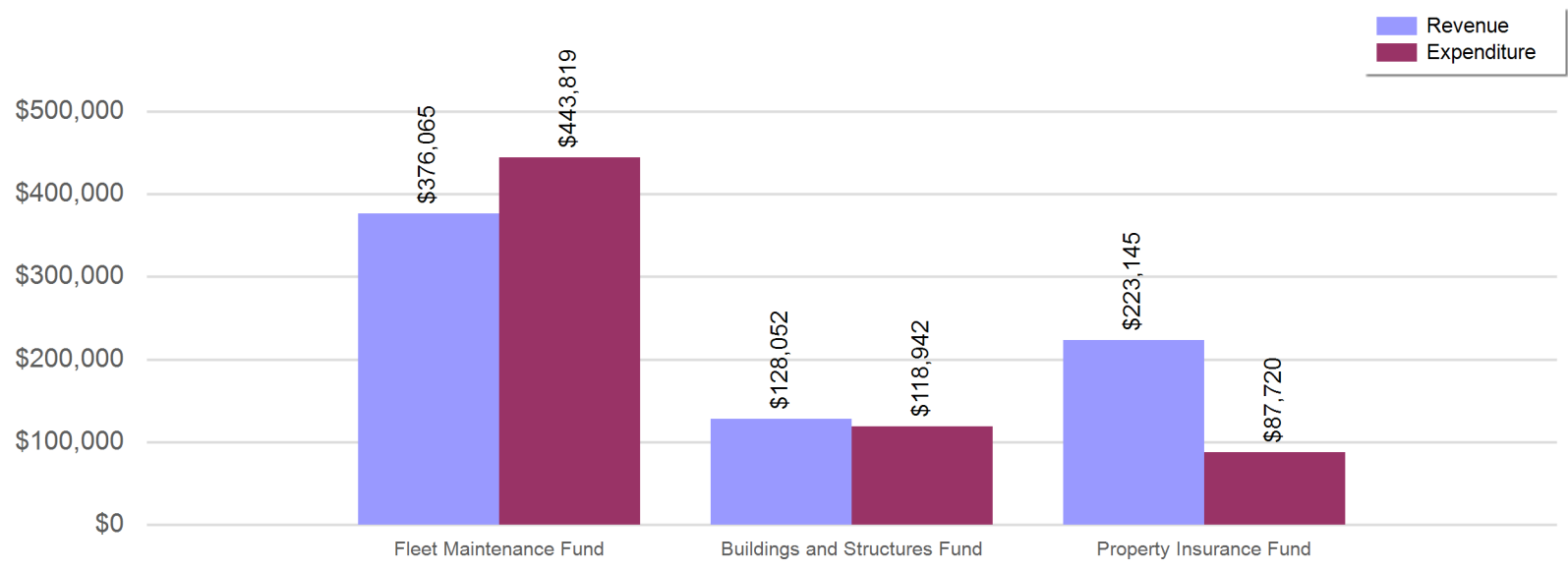
	Fleet Maintenance Fund	Buildings and Structures Fund	Property Insurance Fund
ASSETS			
Current Assets			
Cash	\$ 513,444	\$ 410,579	\$ (592,089)
Inventory	57,739		
Accounts Receivable	47,830	19,108	27,007
Total Current Assets	619,013	429,688	(565,083)
Capital Assets			
Equipment	589,674	199,618	
Accumulated Depreciation	(586,975)	(191,367)	
Total Capital Assets	2,699	8,251	
Total Assets	\$ 621,711	\$ 437,939	\$ (565,083)
DEFERRED OUTFLOWS OF RESOURCES			
Total Deferred Outflows Of Resources	\$ 639,481	\$ 533,259	\$ 71,076
LIABILITIES			
Current Liabilities			
Accounts Payable	\$ 271,397	\$ 30,652	\$ 22,820
Accrued Wages and Benefits Payable	26,703	18,748	9,993
Total Current Liabilities	298,100	49,400	32,813
Non-Current Liabilities			
Accrued Comp ABS	39,163	30,809	9,492
Net Pension Liability	443,722	304,485	165,248
Net OPEB Liability	659,074	565,856	42,975
Total Non-Current Liabilities	1,141,959	901,151	217,715
Total Liabilities	\$ 1,440,059	\$ 950,551	\$ 250,528
DEFERRED INFLOWS OF RESOURCES			
Total Deferred Inflows Of Resources	\$ 410,198	\$ 293,211	\$ 130,351
NET POSITION			
Net Investment in Capital Assets	\$ 2,699	\$ 8,251	\$
Unrestricted	(591,764)	(280,814)	(874,886)
Total Net Position	\$ (589,065)	\$ (272,563)	\$ (874,886)

City of Casper, Wyoming
Internal Service Funds Revenue and Expenditure Comparison
 For Fiscal Year 2023 as of November 30, 2022
 41.67 % OF THE FISCAL YEAR HAS ELAPSED

Internal Service Funds YTD Revenue and Expenditure Comparison



Internal Service Funds MTD Revenue and Expenditure Comparison



City of Casper, Wyoming
Fleet Maintenance Fund Statement of Revenues and Expenditures

For Fiscal Year 2023 as of November 30, 2022
 41.67 % OF THE FISCAL YEAR HAS ELAPSED

	<u>Revised Budget</u>	<u>Current Year To Date</u>	<u>Current Year % of Budget</u>
Revenues:			
Goods and Svcs Rev	\$ 2,445,927	\$ 1,195,067	48.86%
Misc Revenue	972,000	518,736	53.37%
Total Revenues	\$ 3,417,927	\$ 1,713,803	50.14%

	<u>Revised Budget</u>	<u>Current Year To Date</u>	<u>Current Year % of Budget</u>
Expenditures:			
Personnel Services	\$ 969,340	\$ 379,703	39.17%
Materials & Supplies	1,825,001	984,099	53.92%
Contractual Services	570,811	241,375	42.29%
Other Costs	31,475	14,023	44.55%
Utility Expense	21,300	13,855	65.05%
Total Expenditures	\$ 3,417,927	\$ 1,633,055	47.78%
Net Revenue (Shortfall)	\$ -	\$ 80,748	2.36%

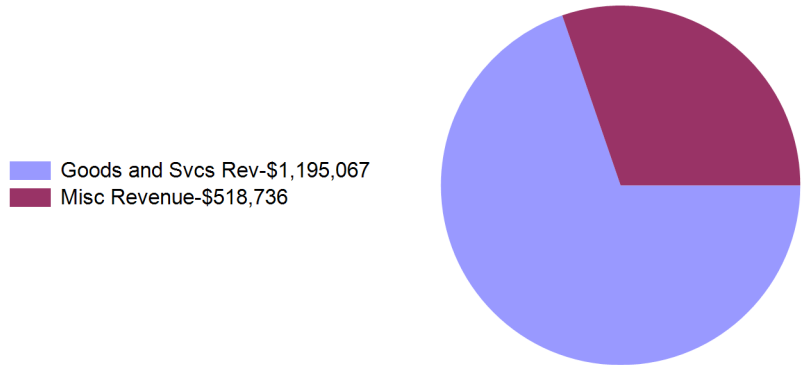
Fleet Maintenance Fund Summary of Cash and Investments

Cash	\$ 513,444
Investments	-
	<u>\$ 513,444</u>

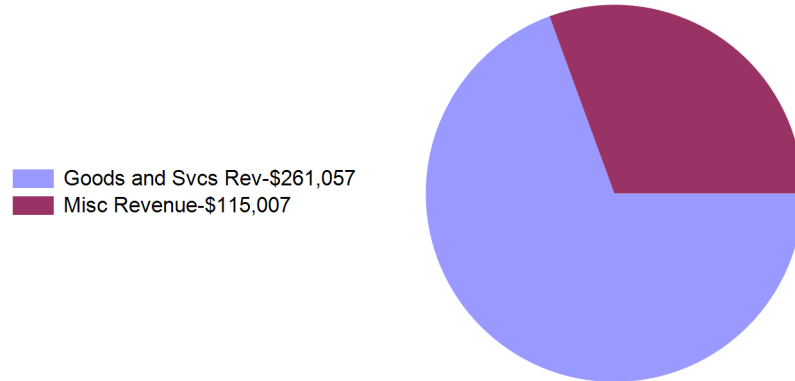
City of Casper, Wyoming Fleet Maintenance Fund Summary of Revenues and Expenditures

For Fiscal Year 2023 as of November 30, 2022
41.67 % OF THE FISCAL YEAR HAS ELAPSED

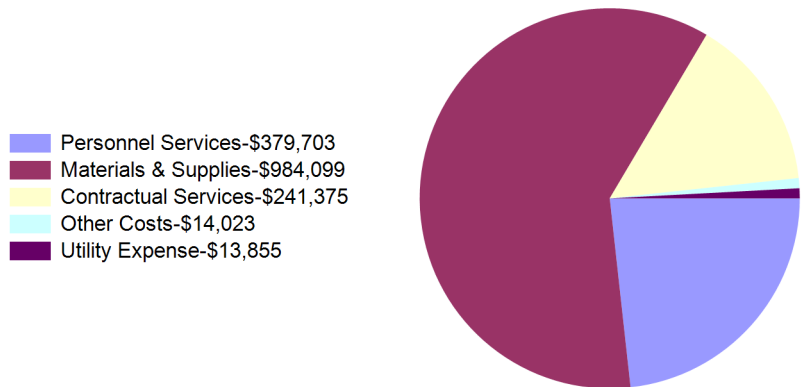
Year To Date Revenues
\$1,713,803



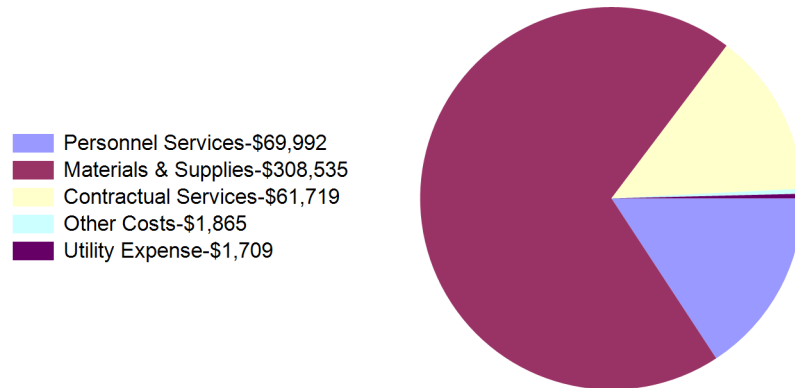
Month To Date Revenues
\$376,065



Year To Date Expenditures
\$1,633,055



Month To Date Expenditures
\$443,819



City of Casper, Wyoming
Buildings & Structures Fund Statement of Revenues and Expenditures

For Fiscal Year 2023 as of November 30, 2022
 41.67 % OF THE FISCAL YEAR HAS ELAPSED

	<u>Revised Budget</u>	<u>Current Year To Date</u>	<u>Current Year % of Budget</u>
Revenues:			
Goods and Svcs Rev	\$ 1,536,459	\$ 631,340	41.09%
Misc Revenue	-	3,000	
Other Sources	4,940	2,058	41.67%
Total Revenues	\$ 1,541,399	\$ 636,398	41.29%

	<u>Revised Budget</u>	<u>Current Year To Date</u>	<u>Current Year % of Budget</u>
Expenditures:			
Personnel Services	\$ 1,066,110	\$ 368,920	34.60%
Materials & Supplies	275,182	154,929	56.30%
Contractual Services	165,371	57,711	34.90%
Capital Outlay	2,611	2,611	100.00%
Transfers Out	3,750	-	0.00%
Other Costs	38,694	13,414	34.67%
Utility Expense	4,196	995	23.71%
Total Expenditures	\$ 1,555,914	\$ 598,580	38.47%
Net Revenue (Shortfall)	\$ (14,515)	\$ 37,818	2.82%

Buildings & Structures Fund Summary of Cash and Investments

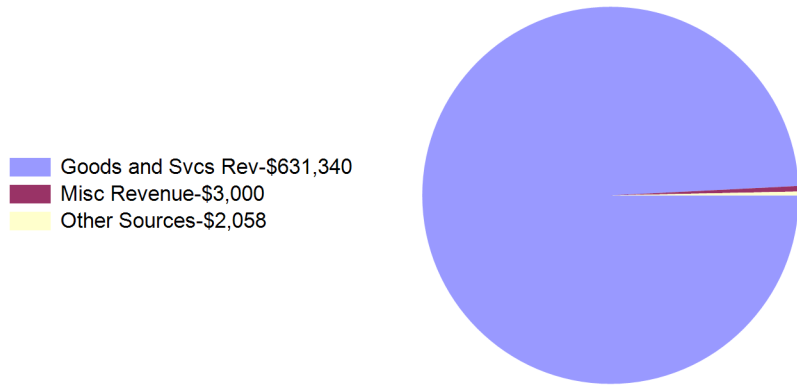
Cash	\$ 410,579
Investments	-
	<u>\$ 410,579</u>

City of Casper, Wyoming

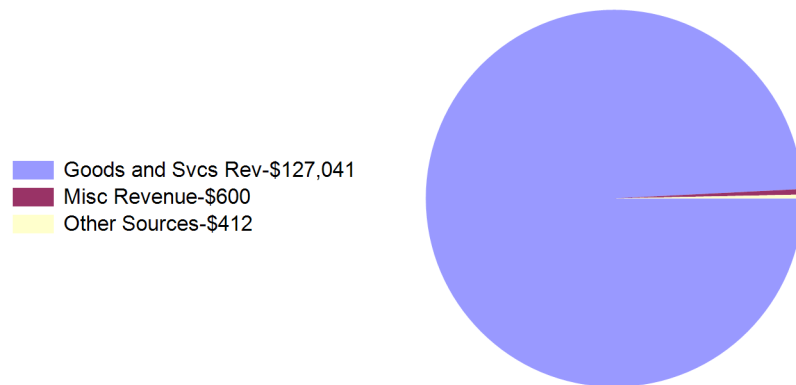
Buildings & Structures Fund Summary of Revenues and Expenditures

For Fiscal Year 2023 as of November 30, 2022
41.67 % OF THE FISCAL YEAR HAS ELAPSED

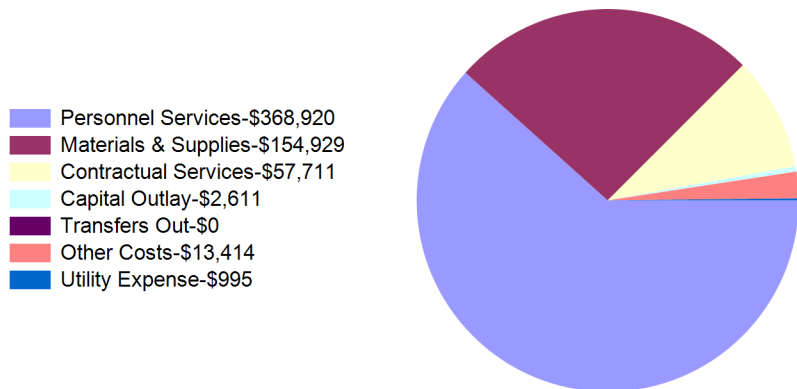
Year To Date Revenues
\$636,398



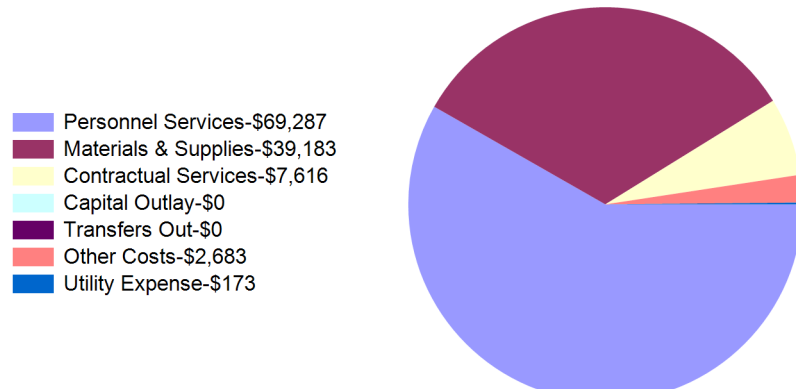
Month To Date Revenues
\$128,052



Year To Date Expenditures
\$598,580



Month To Date Expenditures
\$118,942



City of Casper, Wyoming
Property Insurance Fund Statement of Revenues and Expenditures

For Fiscal Year 2023 as of November 30, 2022
41.67 % OF THE FISCAL YEAR HAS ELAPSED

	Revised Budget	Current Year To Date	Current Year % of Budget
Revenues:			
Intergovernmental	\$ 10,000	\$ -	0.00%
Goods and Svcs Rev	2,433,512	981,131	40.32%
Misc Revenue	168,500	58,433	34.68%
Total Revenues	\$ 2,612,012	\$ 1,039,564	39.80%

	Revised Budget	Current Year To Date	Current Year % of Budget
Expenditures:			
Personnel Services	\$ 347,976	\$ 145,461	41.80%
Materials & Supplies	267,775	238,394	89.03%
Contractual Services	107,966	49,279	45.64%
Capital Outlay	148,662	12,535	8.43%
Transfers Out	5,000	-	0.00%
Other Costs	1,487,460	1,465,333	98.51%
Utility Expense	2,150	325	15.11%
Total Expenditures	\$ 2,366,989	\$ 1,911,326	80.75%
Net Revenue (Shortfall)	\$ 245,023	\$ (871,762)	-40.95%

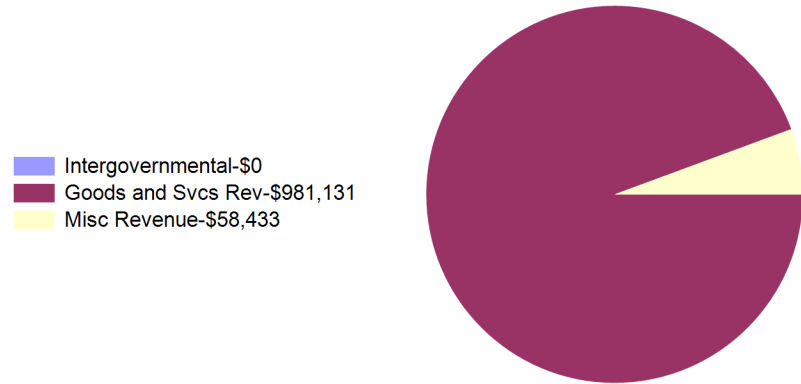
Property Insurance Fund Summary of Cash and Investments

Cash	\$ (592,089)
	\$ (592,089)

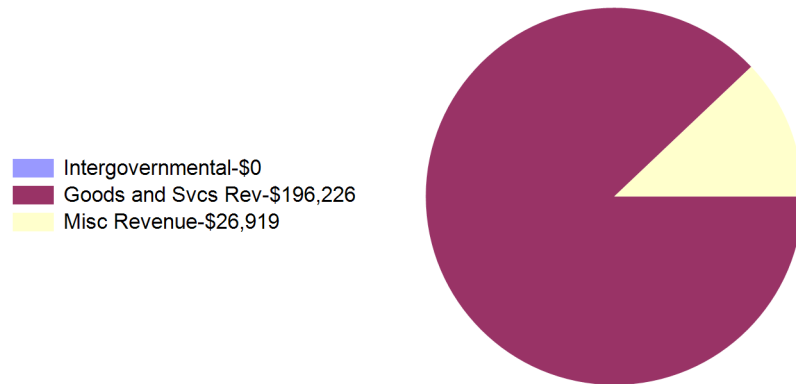
City of Casper, Wyoming Property Insurance Fund Summary of Revenues and Expenditures

For Fiscal Year 2023 as of November 30, 2022
41.67 % OF THE FISCAL YEAR HAS ELAPSED

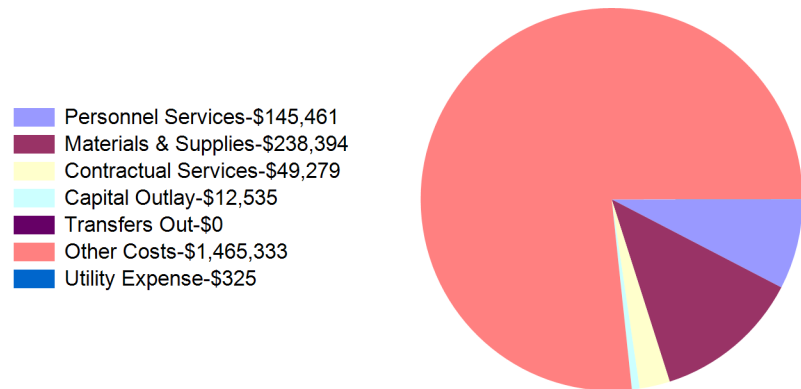
Year To Date Revenues
\$1,039,564



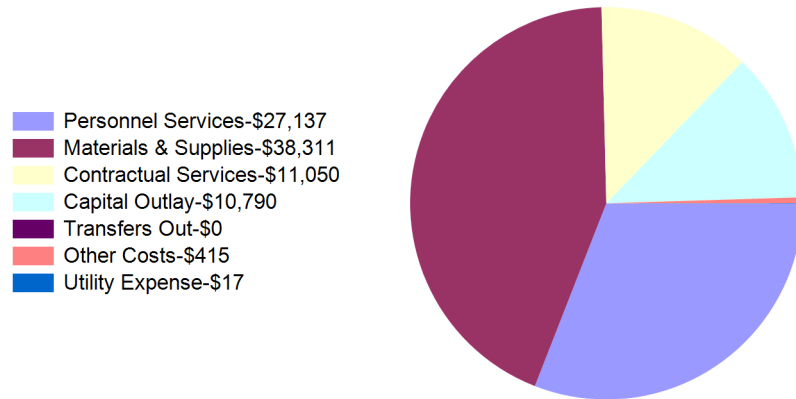
Month To Date Revenues
\$223,145



Year To Date Expenditures
\$1,911,326



Month To Date Expenditures
\$87,720



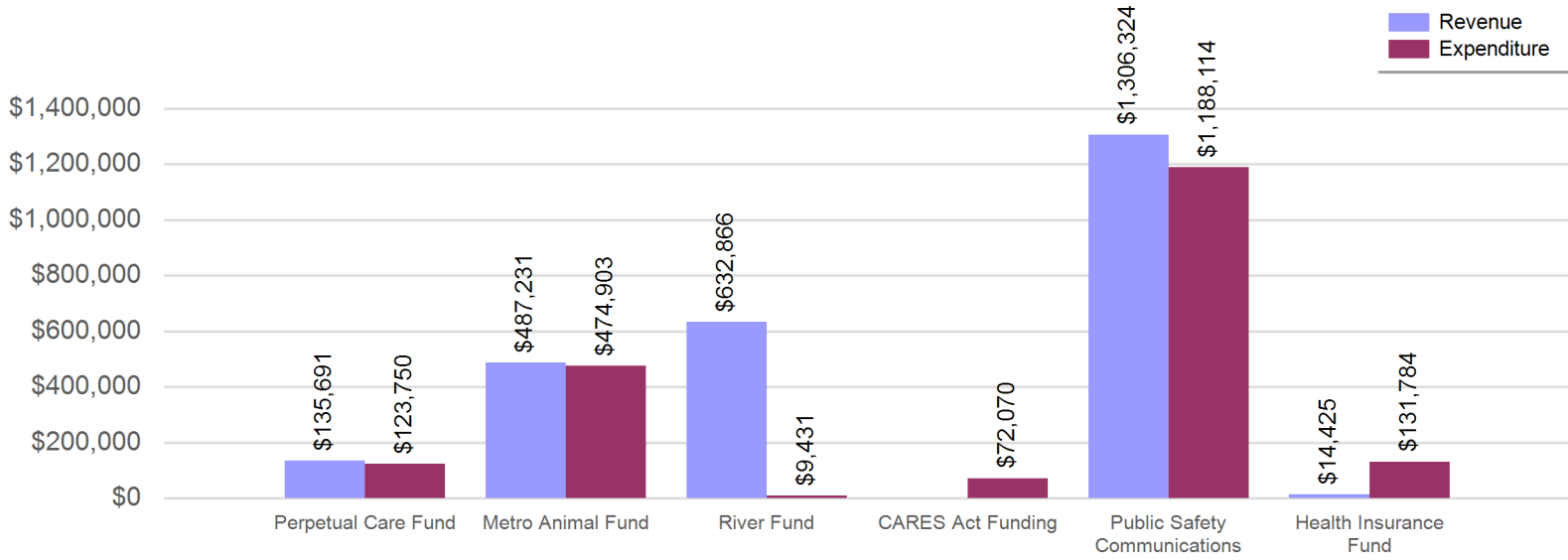
City of Casper, Wyoming
Trust & Agency Funds Consolidated Balance Sheet

For Fiscal Year 2023 as of November 30, 2022
41.67 % OF THE FISCAL YEAR HAS ELAPSED

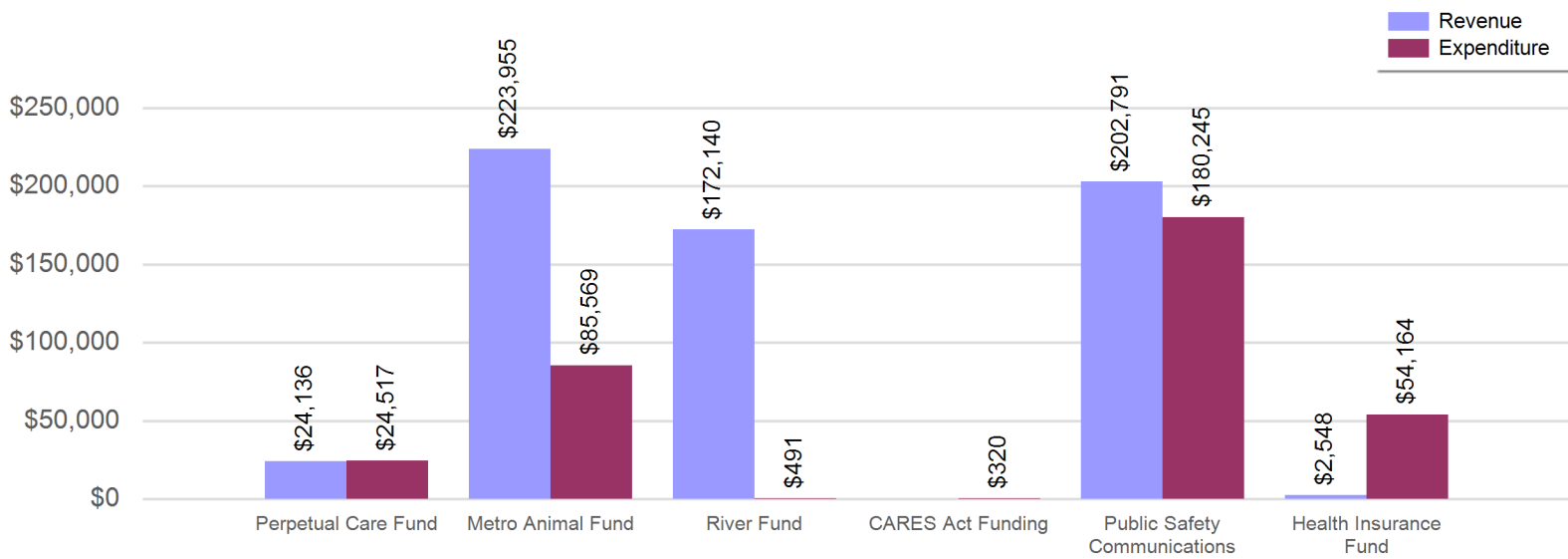
	Perpetual Care Fund	Metro Animal Fund	River Fund	CARES Act Funding	Public Safety Communications	Health Insurance Fund
ASSETS						
Current Assets						
Cash	\$ 712,493	\$ 431,945	\$ 1,145,236	\$ 15,606	\$ 527,401	\$ 60,463
Investments	28,995,855	541,450	100,201	12,192,707		3,347,540
Market Adjustments	-	-		-		-
Loans Receivable	834,148					
Accounts Receivable	-	23,419	-		357,384	
Prepaid Expenses					35,002	
Total Current Assets	30,542,495	996,813	1,245,436	12,208,313	919,787	3,408,003
Total Assets	\$ 30,542,495	\$ 996,813	\$ 1,245,436	\$ 12,208,313	\$ 919,787	\$ 3,408,003
LIABILITIES						
Current Liabilities						
Accounts Payable	\$ -	\$ 43,242	\$ 421	\$ -	\$ 51,357	\$ 55,675
Accrued Wages and Benefits Payable		20,515	-	-	60,975	
Deferred Revenue			223,000	1,115,446		
Total Current Liabilities	-	63,757	223,421	1,115,446	112,332	55,675
Total Liabilities	\$ -	\$ 63,757	\$ 223,421	\$ 1,115,446	\$ 112,332	\$ 55,675
NET POSITION						
Unrestricted	\$ 30,542,495	\$ 933,056	\$ 1,022,016	\$ 11,092,866	\$ 807,455	\$ 3,352,329
Total Net Position	\$ 30,542,495	\$ 933,056	\$ 1,022,016	\$ 11,092,866	\$ 807,455	\$ 3,352,329

City of Casper, Wyoming
Trust & Agency Funds Revenue and Expenditure Comparison
 For Fiscal Year 2023 as of November 30, 2022
 41.67 % OF THE FISCAL YEAR HAS ELAPSED

Trust & Agency Funds YTD Revenue and Expenditure Comparison



Trust & Agency Funds MTD Revenue and Expenditure Comparison



City of Casper, Wyoming
Perpetual Care Fund Statement of Revenues and Expenditures

For Fiscal Year 2023 as of November 30, 2022
 41.67 % OF THE FISCAL YEAR HAS ELAPSED

	Revised Budget	Current Year To Date	Current Year % of Budget
Revenues:			
Misc Revenue	\$ 315,922	\$ 125,379	39.69%
Other Sources	24,747	10,311	41.67%
Total Revenues	\$ 340,669	\$ 135,691	39.83%
Expenditures:			
Contractual Services	\$ 22,014	\$ 7,615	34.59%
Transfers Out	308,722	116,134	37.62%
Total Expenditures	\$ 330,736	\$ 123,750	37.42%
Net Revenue (Shortfall)	\$ 9,933	\$ 11,941	2.41%

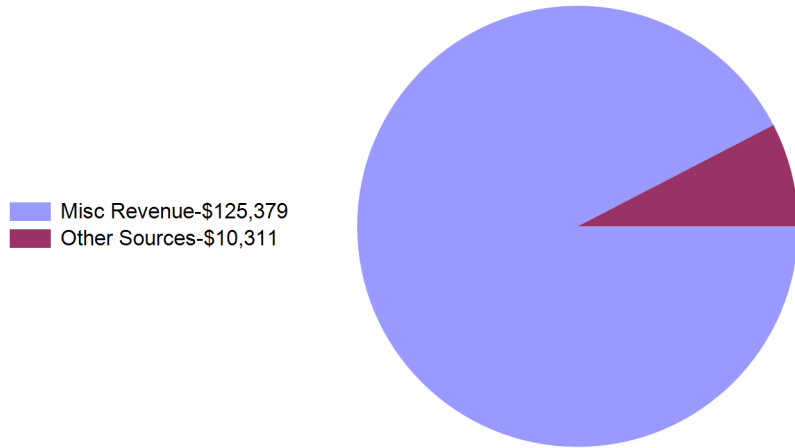
Perpetual Care Fund Summary of Cash and Investments

Cash	\$ 712,493
Investments	28,995,855
	\$ 29,708,348

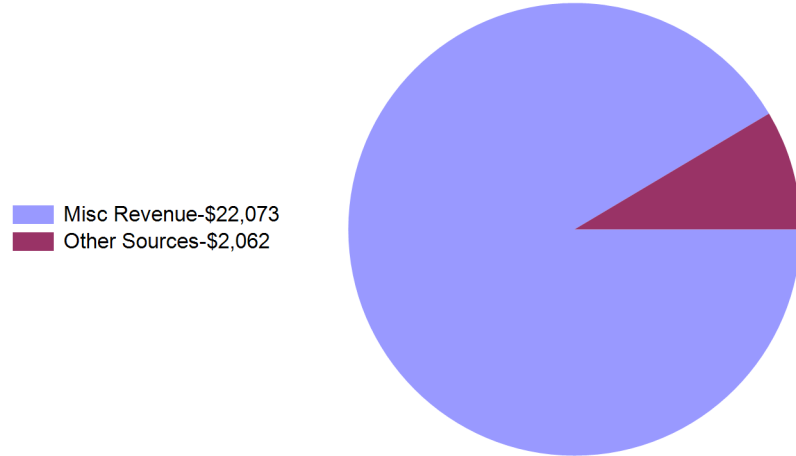
City of Casper, Wyoming Perpetual Care Fund Summary of Revenues and Expenditures

For Fiscal Year 2023 as of November 30, 2022
41.67 % OF THE FISCAL YEAR HAS ELAPSED

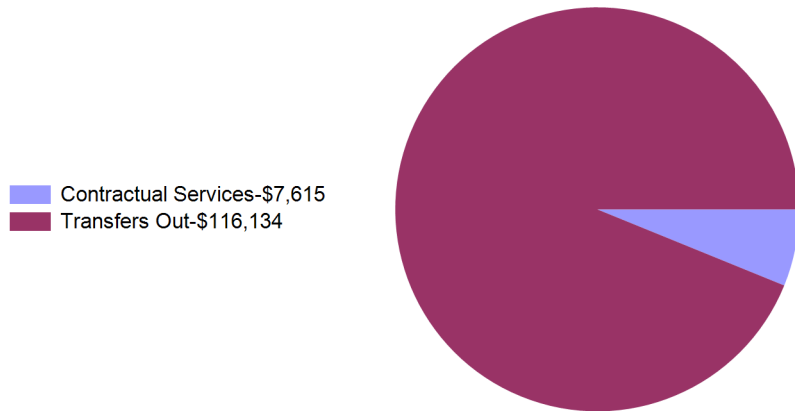
Year To Date Revenues
\$135,691



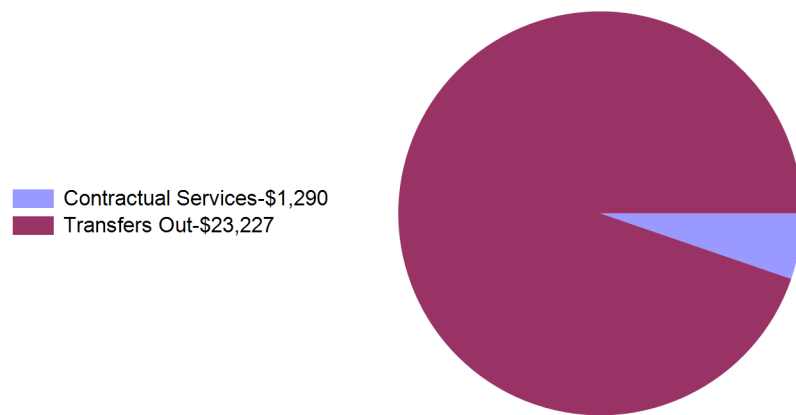
Month To Date Revenues
\$24,136



Year To Date Expenditures
\$123,750



Month To Date Expenditures
\$24,517



City of Casper, Wyoming
Metro Fund Statement of Revenues and Expenditures
For Fiscal Year 2023 as of November 30, 2022
41.67 % OF THE FISCAL YEAR HAS ELAPSED

	<u>Revised Budget</u>	<u>Current Year To Date</u>	<u>Current Year % of Budget</u>
Revenues:			
Licences and Permits	\$ 5,000	\$ 860	17.20%
Intergovernmental	224,012	100,111	44.69%
Goods and Svcs Rev	31,000	13,407	43.25%
Misc Revenue	26,510	5,982	22.56%
Other Sources	1,189,781	366,871	30.84%
Total Revenues	\$ 1,476,303	\$ 487,231	33.00%

	<u>Revised Budget</u>	<u>Current Year To Date</u>	<u>Current Year % of Budget</u>
Expenditures:			
Personnel Services	\$ 959,535	\$ 292,851	30.52%
Materials & Supplies	171,278	43,306	25.28%
Contractual Services	111,157	60,077	54.05%
Capital Outlay	216,267	-	0.00%
Transfers Out	117,157	58,226	49.70%
Other Costs	56,061	15,078	26.90%
Utility Expense	16,500	5,364	32.51%
Total Expenditures	\$ 1,647,955	\$ 474,903	28.82%

Net Revenue (Shortfall)	\$ (171,652)	\$ 12,329	4.19%
--------------------------------	---------------------	------------------	--------------

Metro Fund Summary of Cash and Investments

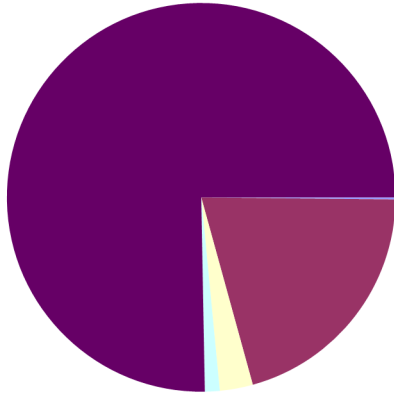
Cash	\$ 431,945
Investments	541,450
	<u>\$ 973,395</u>

City of Casper, Wyoming Metro Fund Summary of Revenues and Expenditures

For Fiscal Year 2023 as of November 30, 2022
41.67 % OF THE FISCAL YEAR HAS ELAPSED

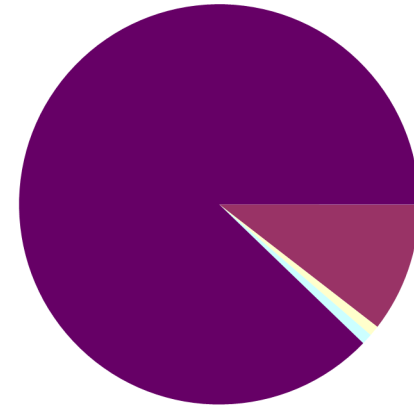
Year To Date Revenues
\$487,231

- Licences and Permits-\$860
- Intergovernmental-\$100,111
- Goods and Svcs Rev-\$13,407
- Misc Revenue-\$5,982
- Other Sources-\$366,871



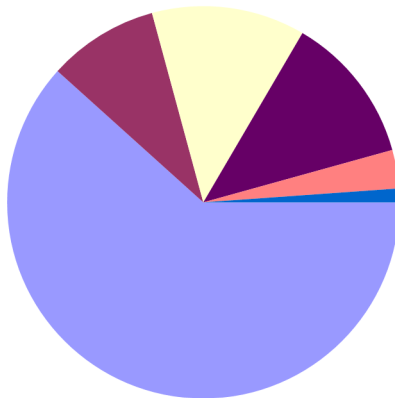
Month To Date Revenues
\$223,955

- Licences and Permits-\$45
- Intergovernmental-\$23,433
- Goods and Svcs Rev-\$1,876
- Misc Revenue-\$1,977
- Other Sources-\$196,624



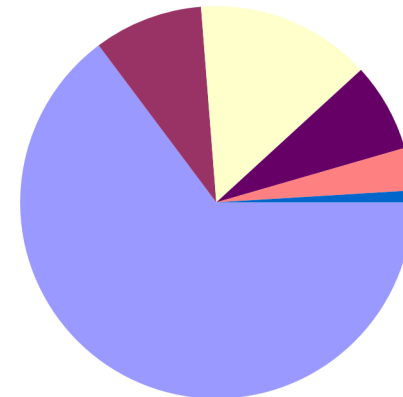
Year To Date Expenditures
\$474,903

- Personnel Services-\$292,851
- Materials & Supplies-\$43,306
- Contractual Services-\$60,077
- Capital Outlay-\$0
- Transfers Out-\$58,226
- Other Costs-\$15,078
- Utility Expense-\$5,364



Month To Date Expenditures
\$85,569

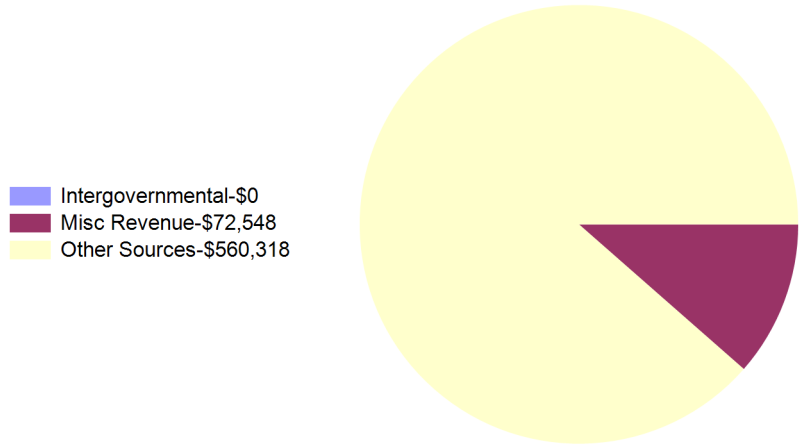
- Personnel Services-\$55,420
- Materials & Supplies-\$7,690
- Contractual Services-\$12,363
- Capital Outlay-\$0
- Transfers Out-\$6,263
- Other Costs-\$3,005
- Utility Expense-\$827



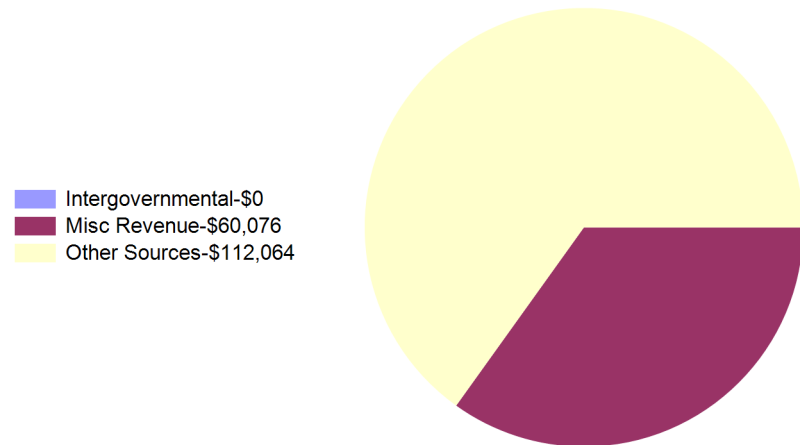
City of Casper, Wyoming River Fund Summary of Revenues and Expenditures

For Fiscal Year 2023 as of November 30, 2022
41.67 % OF THE FISCAL YEAR HAS ELAPSED

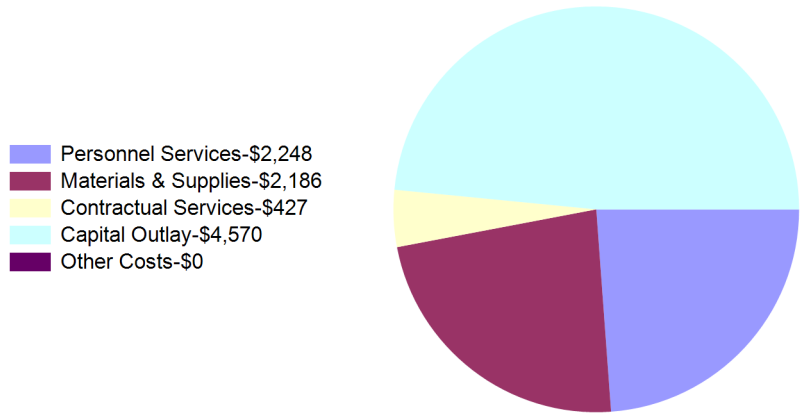
Year To Date Revenues
\$632,866




Month To Date Revenues
\$172,140



Year To Date Expenditures
\$9,431



Month To Date Expenditures
\$491



City of Casper, Wyoming
CARES Act Funding Statement of Revenues and Expenditures
 For Fiscal Year 2023 as of November 30, 2022
 41.67 % OF THE FISCAL YEAR HAS ELASPED

Revenues:

Total Revenues

	Revised Budget	Current Year To Date	Current Year % of Budget
Expenditures:			
Materials & Supplies	\$ 3,250	\$ 1,070	32.92%
Contractual Services	71,000	71,000	100.00%
Total Expenditures	\$ 74,250	\$ 72,070	97.06%
Net Revenue (Shortfall)	\$ (74,250)	\$ (72,070)	NaN

CARES Act Funding Summary of Cash and Investments

Cash	\$ 15,606
Investments	12,192,707
	\$ 12,208,313

City of Casper, Wyoming
CARES Act Funding Summary of Revenues and Expenditures
For Fiscal Year 2023 as of November 30, 2022
41.67 % OF THE FISCAL YEAR HAS ELAPSED

Year To Date Revenues

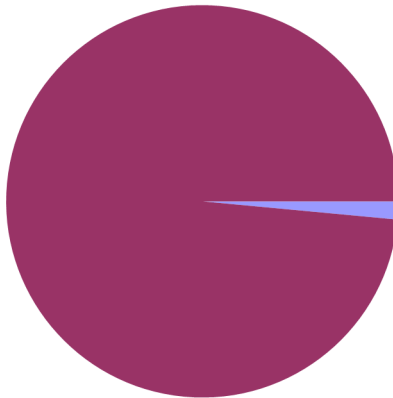
No Data Available

Month To Date Revenues

No Data Available


Year To Date Expenditures
\$72,070

Materials & Supplies-\$1,070
Contractual Services-\$71,000



Month To Date Expenditures
\$320

Materials & Supplies-\$320
Contractual Services-\$0



City of Casper, Wyoming
PSCC Fund Statement of Revenues and Expenditures
For Fiscal Year 2023 as of November 30, 2022
41.67 % OF THE FISCAL YEAR HAS ELAPSED

	<u>Revised Budget</u>	<u>Current Year To Date</u>	<u>Current Year % of Budget</u>
Revenues:			
Intergovernmental	\$ 602,030	\$ 270,644	44.96%
Goods and Svcs Rev	178,332	86,582	48.55%
Misc Revenue	750,000	297,210	39.63%
Other Sources	1,403,069	651,887	46.46%
Total Revenues	\$ 2,933,431	\$ 1,306,324	44.53%

	<u>Revised Budget</u>	<u>Current Year To Date</u>	<u>Current Year % of Budget</u>
Expenditures:			
Personnel Services	\$ 1,837,358	\$ 718,165	39.09%
Materials & Supplies	43,058	5,016	11.65%
Contractual Services	638,191	367,258	57.55%
Capital Outlay	344,503	3,992	1.16%
Other Costs	85,481	39,644	46.38%
Utility Expense	150,000	54,039	36.03%
Total Expenditures	\$ 3,098,591	\$ 1,188,114	38.34%
Net Revenue (Shortfall)	\$ (165,160)	\$ 118,209	6.19%

PSCC Fund Summary of Cash and Investments

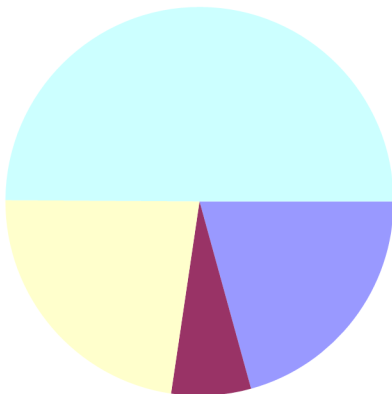
Cash	\$ 527,401
Investments	-
	<u>\$ 527,401</u>

City of Casper, Wyoming PSCC Fund Summary of Revenues and Expenditures

For Fiscal Year 2023 as of November 30, 2022
41.67 % OF THE FISCAL YEAR HAS ELAPSED

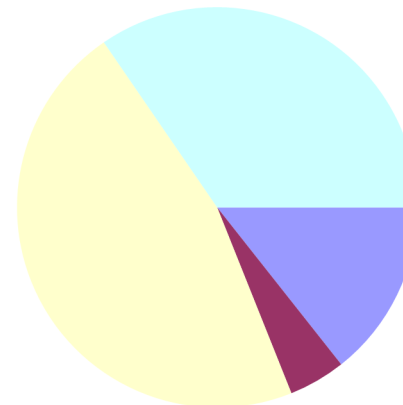
Year To Date Revenues
\$1,306,324

- Intergovernmental-\$270,644
- Goods and Svcs Rev-\$86,582
- Misc Revenue-\$297,210
- Other Sources-\$651,887



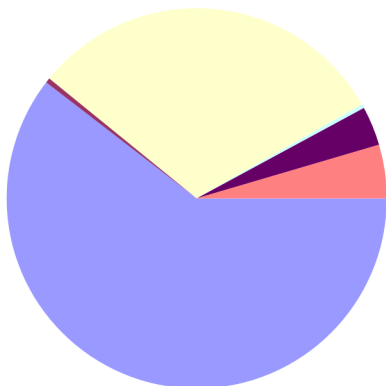
Month To Date Revenues
\$202,791

- Intergovernmental-\$29,112
- Goods and Svcs Rev-\$9,313
- Misc Revenue-\$94,246
- Other Sources-\$70,120



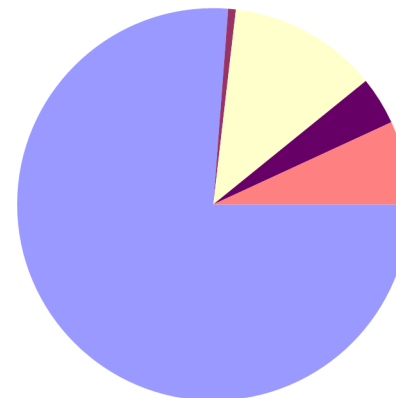
Year To Date Expenditures
\$1,188,114

- Personnel Services-\$718,165
- Materials & Supplies-\$5,016
- Contractual Services-\$367,258
- Capital Outlay-\$3,992
- Other Costs-\$39,644
- Utility Expense-\$54,039



Month To Date Expenditures
\$180,245

- Personnel Services-\$137,366
- Materials & Supplies-\$1,139
- Contractual Services-\$22,222
- Capital Outlay-\$0
- Other Costs-\$7,119
- Utility Expense-\$12,399



City of Casper, Wyoming
Health Insurance Fund Statement of Revenues and Expenditures

For Fiscal Year 2023 as of November 30, 2022
 41.67 % OF THE FISCAL YEAR HAS ELASPED

	<u>Revised Budget</u>	<u>Current Year To Date</u>	<u>Current Year % of Budget</u>
Revenues:			
Misc Revenue	\$ 25,576	\$ 14,425	56.40%
Total Revenues	\$ 25,576	\$ 14,425	56.40%
	<u>Revised Budget</u>	<u>Current Year To Date</u>	<u>Current Year % of Budget</u>
Expenditures:			
Personnel Services	\$ 33,500	\$ 33,280	99.34%
Materials & Supplies	6,700	720	10.75%
Contractual Services	361,824	97,748	27.02%
Other Costs	15,300	36	0.24%
Total Expenditures	\$ 417,324	\$ 131,784	31.58%
Net Revenue (Shortfall)	\$ (391,748)	\$ (117,359)	24.82%

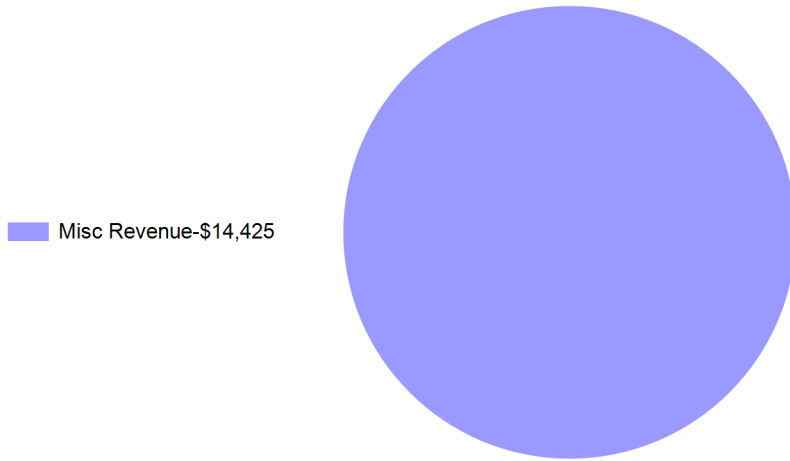
Health Insurance Fund Summary of Cash and Investments

Cash	\$ 60,463
Investments	3,347,540
	<u>\$ 3,408,003</u>

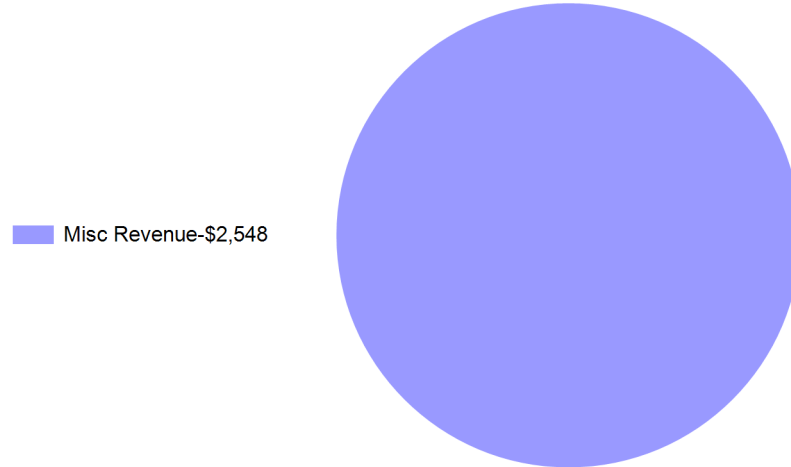
City of Casper, Wyoming Health Insurance Fund Summary of Revenues and Expenditures

For Fiscal Year 2023 as of November 30, 2022
41.67 % OF THE FISCAL YEAR HAS ELAPSED

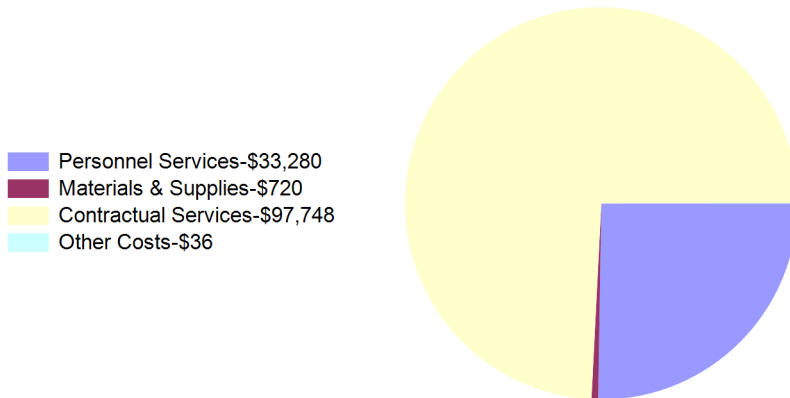
Year To Date Revenues
\$14,425



Month To Date Revenues
\$2,548



Year To Date Expenditures
\$131,784



Month To Date Expenditures
\$54,164

